



HDB's Sales Launch November 2019







Artist's impression

## At Home with Nature

Located in the new Tengah town, Plantation Grange will be situated in the Plantation District and will offer shorter-waiting-time flats. Bounded by Plantation Crescent, Tengah Boulevard, and Tengah Garden Avenue, Plantation Grange is conveniently located next to an upcoming MRT station. This development comprises 10 residential blocks with staggered heights from 7 to 15 storeys. You can choose from 1,140 units of 2-room Flexi, 3-, 4-, 5-room, and 3Gen flats.

Plantation Grange will be served by Jurong Region Line MRT stations as well as bus services leading to the city and nearby towns. With an extensive network of walking and cycling paths, residents will also be able to walk and cycle everywhere in Tengah. The nearby Garden and Plantation Farmways are key features of the Garden and Plantation Districts, that will foster a new lifestyle centred on community gardening and urban farming. Key amenities such as a Community Club, Neighbourhood Centre, and a shopping street will line the Plantation Farmway, making it a vibrant spot for residents to gather.

Plantation Grange is designed as a natural habitat nestled in green spaces. The façade of Plantation Grange depicts a stylised grid pattern of plantation strips. Amid the landscaped deck at your doorstep and the adjacent common green, there are various fitness stations and plantation-themed playgrounds for outdoor fun. Roof gardens or sky terraces at the residential blocks create a relaxing and welcoming environment for you to mingle and chat with neighbours.

An education centre, a childcare centre, and a Residents' Committee Centre will also be located within Plantation Grange. Please refer to the site plan for the facilities provided in the development. Facilities in the development will be accessible by the public.



Artist's impression



Artist's impression



Artist's impression



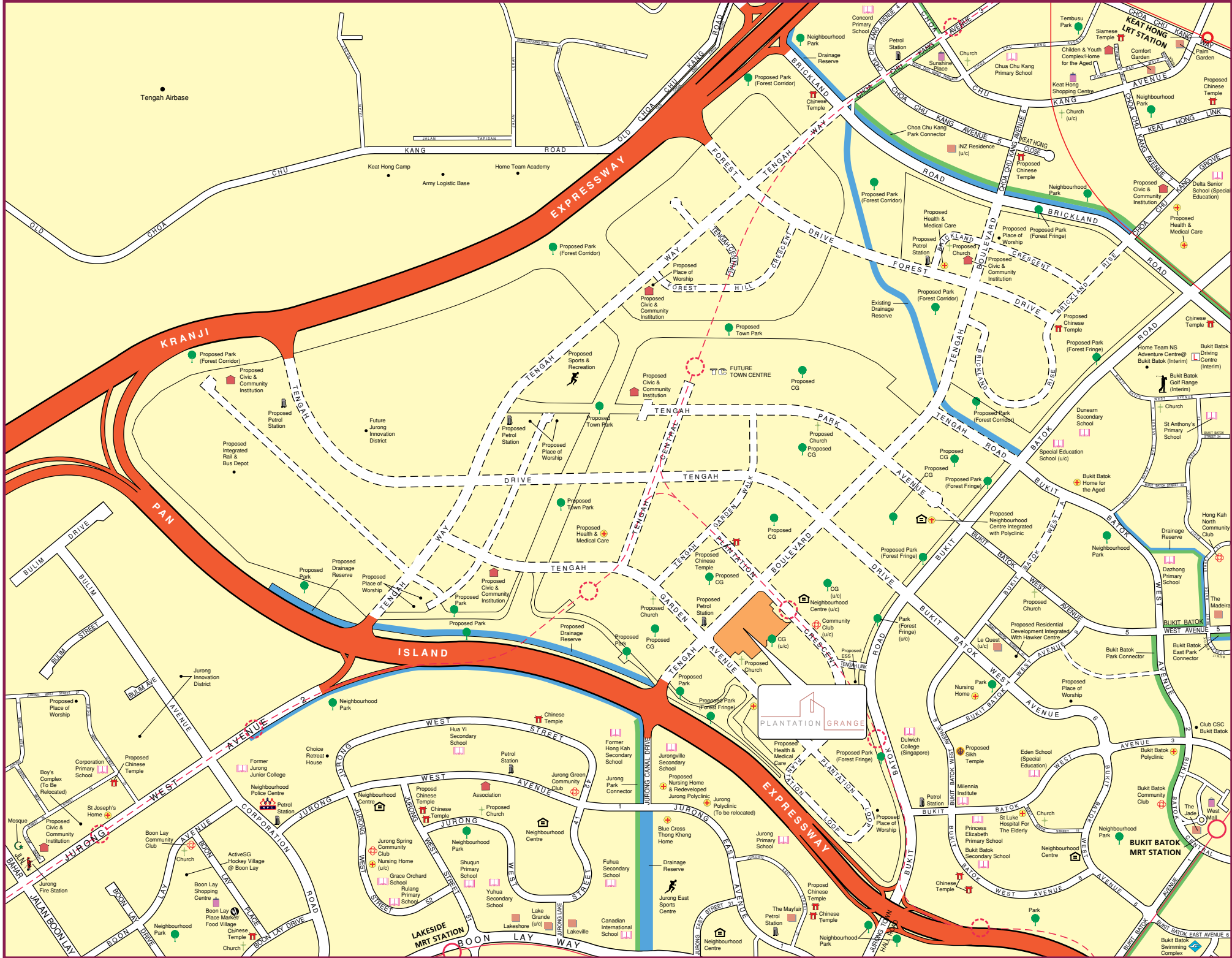
## **Important Notes**

HDB precincts are planned to serve the evolving needs of the community. There are spaces catered for future inclusion of amenities/facilities (such as childcare centres, elderly-related facilities, education centres, residents' committee centres and day activity centres), commercial facilities (such as shops and eating houses), mechanical and electrical rooms and such other facilities depending on the prevailing needs. These spaces could be in the void decks, common property, car parks or stand-alone community buildings.

To facilitate your flat selection, we have provided information on the surrounding land use, proposed facilities and their locations in the maps and plans in this brochure. As the information provided is based on the current planning intent of the relevant government agencies, they are indicative only and are subject to review from time to time.



# TENGAH



**Notes:**  
All proposed developments are subject to change and planning approval. The proposed facilities and their locations as shown are indicative only.  
Proposed Place of Worship includes examples like Church, Mosque, Chinese Temple, Hindu Temple, Sikh Temple, etc., subject to change and planning approval.  
Proposed Civic & Community Institution includes examples like Community Centre/Club, Association, Home for the Aged etc., subject to change and planning approval.  
Proposed Health & Medical Care includes examples such as Hospitals, Polyclinics, Clinics, Nursing Homes and ElderCare Facilities, etc, subject to change and planning approval.  
The facilities as shown may include other ancillary uses allowed under URA's prevailing Development Control guidelines. For example, places of worship and funeral parlours may also include columbarium as an ancillary use, while community centres may also include childcare centres, and schools may be upgraded or built with higher-rise blocks. The implementation of the facilities is subject to review from time to time by the relevant authorities. The future land use for former school sites are subject to review or changes by the relevant authorities.  
The alignment and the location of the future MRT line and stations are based on prevailing information and are subject to change.  
The land use has been revised from URA's gazetted Master Plan 2014 and is proposed to be rezoned under URA's Draft Master Plan 2019.

The information contained herein is subject to change at any time without notice and cannot form part of an offer or contract. While reasonable care has been taken in providing this information, HDB shall not be responsible in any way for any damage or loss suffered by any person whether directly or indirectly as a result of reliance on the said information or as a result of any error or omission therein.

**LEGEND:**

- MRT Line & Station
- CG Common Green
- Future MRT Line & Station
- ESS Electrical Substation
- LRT Line & Station
- Under Construction/Future Road
- (u/c) Under Construction

Scale 0 100 200 300 400 500 600 Metres



## A Green Haven

Homes in Tengah town will be surrounded by lush greenery and nature, where residents can enjoy quality living and connect with the community in a myriad of amenities and green spaces. To harness nature's benefits for greater environmental health and human well-being, HDB has applied its Biophilic Town Framework to guide the enhancement of existing natural assets and the development of neighbourhood landscapes in Tengah. Residents can look forward to nature-centric neighbourhoods that offer a strong sense of place, better well-being, and an enhanced quality of life.

A town-wide Active, Beautiful, Clean Waters design strategy will be introduced to treat stormwater runoff, drawing both people and fauna closer to nature and a varied landscape experience. For more details on Tengah town, please visit HDB's exhibition (<http://www20.hdb.gov.sg/fi10/fi10349p.nsf/tengah/indexcopy.html>) at HDB Hub, Toa Payoh.



Tengah will be the first town to integrate with the area's surrounding greenery and biodiversity. One major attraction will be the creation of an approximately 100-metre wide and 5km long Forest Corridor, a collaboration with National Parks Board, which will form part of the larger network of greenery that connects the Western Water Catchment Area and the Central Catchment Nature Reserve. Various tree species will be planted in the Forest Corridor to transform it into a rich forest habitat.

Complementing the Forest Corridor is the Forest Fringe, a 15- to 20-metre wide linear greenscape that will provide a tranquil and rustic environment for residents to enjoy flora and fauna, and envelop the town within a scenic and natural landscape. In addition, extensive park spaces, such as the Central Park and Community Farmways, will string key amenities and facilities together, providing a safe environment for residents to access their daily amenities.



Tengah will be the first HDB town to have a car-free town centre nestled next to a lush green park. To encourage green commuting, there will be dedicated walking and cycling paths along all roads to create seamless connections within the town. The upcoming Jurong Region Line and bus services will serve the public transport needs of residents.

Tengah is also the first HDB town to be planned with town-wide smart technologies from the outset. Guided by HDB's Smart Town Framework, the Plantation District will integrate smart technology in its design, so that residents can enjoy a quality living environment. Autonomous vehicles will be piloted in Tengah town to provide convenient first-mile-last-mile connection to key transport nodes and amenities.

Vibrant commercial facilities are planned for the town centre and in the districts. Meanwhile, plenty of shopping and dining options are available in the nearby Bukit Batok town. Check out the heartland shops on Where2Shop@HDB (<https://www.hdb.gov.sg/cs/infoweb/residential/where2shop/explore/bukit-batok>).



\* Artist's impression only. Actual design may vary.



Eco-Friendly Living

In a bid to go green for the earth, Plantation Grange will have several eco-friendly features to encourage green and sustainable lifestyles, such as:

- ✿ Separate chutes for recyclable waste
- ✿ Regenerative lifts to reduce energy consumption
- ✿ Bicycle stands to encourage cycling as an environmentally-friendly form of transport
- ✿ Parking spaces to facilitate car-sharing schemes
- ✿ Use of sustainable and recycled products in the development
- ✿ Active, Beautiful, Clean Waters design features to clean rainwater and beautify the landscapes



Separate chutes for recyclable waste



Bicycle stands



ABC Waters design features

Smart Solutions

Plantation Grange will come with the following smart solutions to reduce energy usage, and contribute to a more sustainable and safer living environment:

- ✿ Smart-Enabled homes with provisions to support easy installation of smart systems
- ✿ Smart Lighting in common areas to reduce energy usage
- ✿ Smart Pneumatic Waste Conveyance System to optimise the deployment of resources for cleaner and fuss-free waste disposal

Centralised Cooling System

Plantation Grange home owners can subscribe to have air conditioning provided from a centralised cooling system. This system for public housing is the first of its kind in Singapore.

Cooling to each household unit will come from highly energy efficient chillers. Home owners also do not need to install and maintain outdoor condensing units on their air-conditioner ledge. They will therefore enjoy cost savings while contributing to a sustainable lifestyle in this eco-friendly district. Home owners may decide to subscribe to the centralised cooling system after signing the Agreement for Lease. More information will be provided during the flat selection exercise.

For further enquiries, please contact SP Group at [tengahcooling@spgroup.com.sg](mailto:tengahcooling@spgroup.com.sg).



Modern Homes

To boost construction productivity, Plantation Grange will be built using the Prefabricated Prefinished Volumetric Construction (PPVC) method.

Choose from a range of 2-room Flexi, 3-, 4-, 5-room, and 3Gen flats. These flats will come with full floor finishes, internal doors, and sanitary fittings.

2-room Flexi Available either on a 99-year lease or short-lease	3-, 4-, 5-room, and 3Gen
<ul style="list-style-type: none"><li>✿ Vinyl strip flooring in the living/ dining room, and bedroom</li><li>✿ Floor tiles in kitchen, household shelter, and bathroom</li><li>✿ Wall tiles in the kitchen and bathroom</li><li>✿ A sliding partition/ door for the bedroom and folding bathroom door</li><li>✿ Sanitary fittings, i.e. wash basin with tap mixer, shower set with bath/ shower mixer, and water closet suite</li><li>✿ Grab bars (for 2-room Flexi flats on short-leases)</li></ul>	<ul style="list-style-type: none"><li>✿ Vinyl strip flooring in bedrooms</li><li>✿ Floor tiles in living/ dining room, kitchen, service yard, household shelter, and bathrooms</li><li>✿ Wall tiles in the kitchen and bathrooms</li><li>✿ Internal doors for bedrooms and bathrooms</li><li>✿ Sanitary fittings, i.e. wash basin with tap mixer, shower set with bath/ shower mixer, and water closet suite</li></ul>

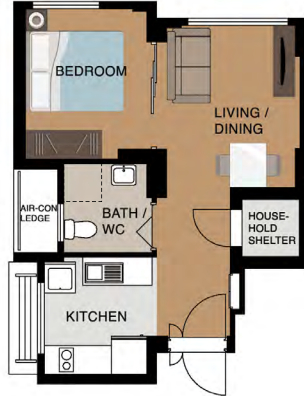


Optional Component Scheme

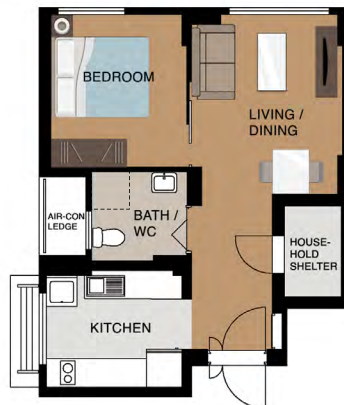
Elderly buyers of short-lease 2-room Flexi flats can opt in for elderly friendly and other fittings under the Optional Component Scheme (OCS). Please refer to the attached Optional Component Scheme leaflet for details.

If an elderly buyer opts in for the OCS, the cost of the optional components will be added to the price of the 2-room Flexi flat.





**2-ROOM FLEXI (TYPE 1) FLOOR PLAN**  
 (With Suggested Furniture Layout)  
 APPROX. FLOOR AREA 40 sqm  
 (Inclusive of Internal Floor Area of 38 sqm and Air-Con Ledge)



**2-ROOM FLEXI (TYPE 2) FLOOR PLAN**  
 (With Suggested Furniture Layout)  
 APPROX. FLOOR AREA 47 sqm  
 (Inclusive of Internal Floor Area of 45 sqm and Air-Con Ledge)





**3-ROOM FLOOR PLAN**  
 (With Suggested Furniture Layout)  
 APPROX. FLOOR AREA 69 sqm  
 (Inclusive of Internal Floor Area of 66 sqm and Air-Con Ledge)



**4-ROOM FLOOR PLAN**  
 (With Suggested Furniture Layout)  
 APPROX. FLOOR AREA 95 sqm  
 (Inclusive of Internal Floor Area of 92 sqm and Air-Con Ledge)



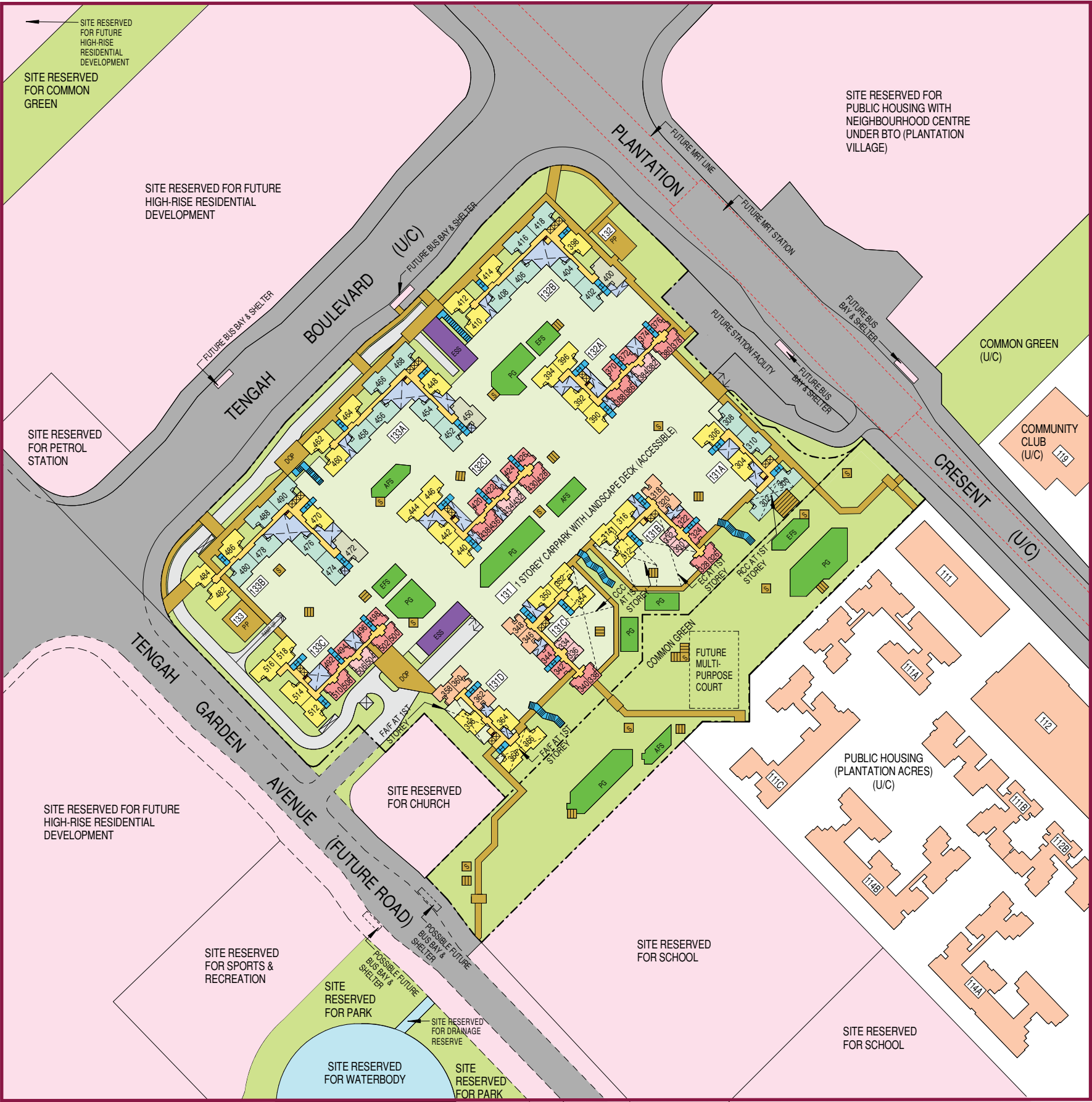


**5-ROOM FLOOR PLAN**  
 (With Suggested Furniture Layout)  
 APPROX. FLOOR AREA 113 sqm  
 (Inclusive of Internal Floor Area of 110 sqm and Air-Con Ledge)

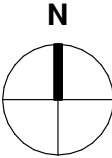
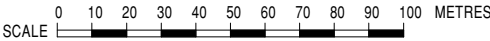


**3GEN FLAT FLOOR PLAN**  
 (With Suggested Furniture Layout)  
 APPROX. FLOOR AREA 120 sqm  
 (Inclusive of Internal Floor Area of 115 sqm and Air-Con Ledge)






Applicants are encouraged to visit the place before booking a flat.



LEGEND



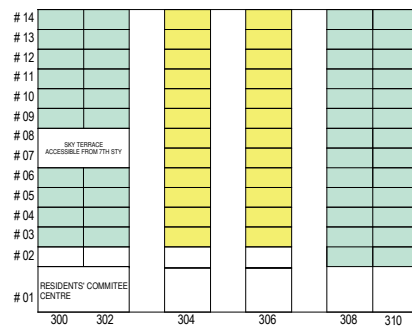
Block Number	Number of Storeys	2 Room Flexi		3 Room	4 Room	5 Room	3Gen Flat	Total	Lift opens at
		Type 1	Type 2						
131A	14	-	-	-	24	46	-	70	Every Storey
131B	7/11/15	18	28	26	39	-	-	111	Every Storey
131C	7/11/15	18	28	26	39	-	-	111	Every Storey
131D	15	-	-	39	48	-	-	87	Every Storey
132A	8/11/14	18	66	-	48	-	-	132	Every Storey
132B	8/11/14	-	-	-	36	68	13	117	Every Storey
132C	8/11/14	18	66	-	48	-	-	132	Every Storey
133A	8/11/15	-	-	-	36	72	13	121	Every Storey
133B	8/11/15	-	-	-	36	72	13	121	Every Storey
133C	8/11/15	18	68	-	52	-	-	138	Every Storey
Total		90	256	91	406	258	39	1140	

Notes:

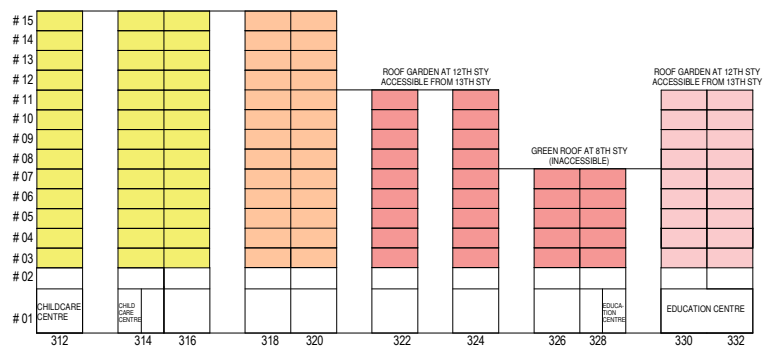
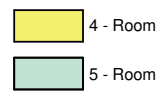
1. All proposed developments are subject to change and planning approval. The proposed facilities and their locations as shown are indicative only.
2. The facilities as shown may include other ancillary uses allowed under URA's prevailing Development Control guidelines. For example, places of worship and funeral parlours may also include columbarium as an ancillary use, while community centres may also include childcare centres, and schools may be upgraded or built with higher-rise blocks. The implementation of the facilities is subject to review from time to time by the relevant authorities.
3. The use of the void deck in any apartment block, common property (such as precinct pavilion), car park or stand-alone community building for future amenities/facilities (such as childcare centres, elderly-related facilities, education centres, residents' committee centres and day activity centres), commercial facilities (such as shops and eating houses), mechanical and electrical rooms and such other facilities is subject to review from time to time.
4. The alignment and the location of the future MRT line and stations are based on prevailing information and are subject to change.
5. The residential blocks may be completed ahead of the proposed precinct facilities, so that flat buyers are able to collect the keys to their new homes earlier.
6. Unless otherwise indicated in the sales brochure, all facilities within the project, including but not limited to roof gardens and sky terraces (if any), will be open to the public.

The information contained herein is subject to change at any time without notice and cannot form part of an offer or contract. While reasonable care has been taken in providing this information, HDB shall not be responsible in any way for any damage or loss suffered by any person whether directly or indirectly as a result of reliance on the said information or as a result of any error or omission therein.

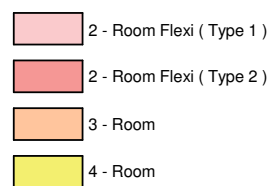




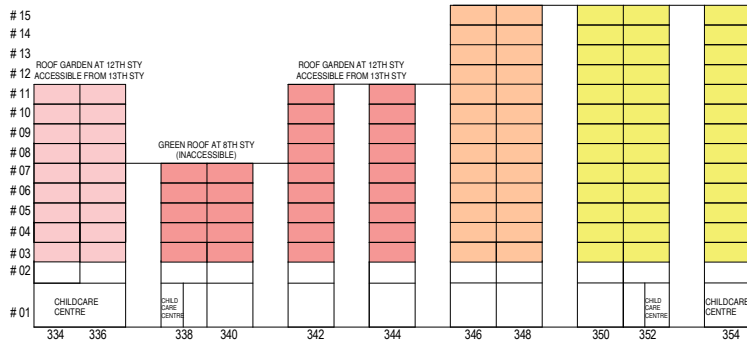
## BLK 131A



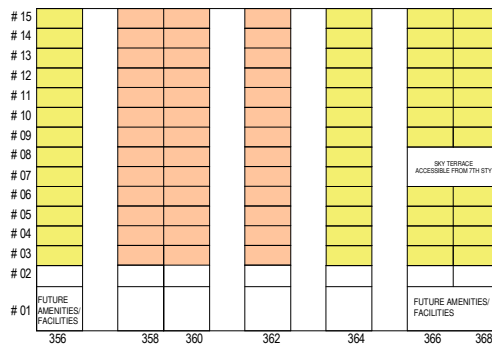
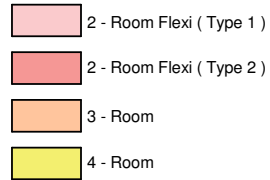
## BLK 131B



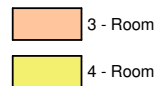




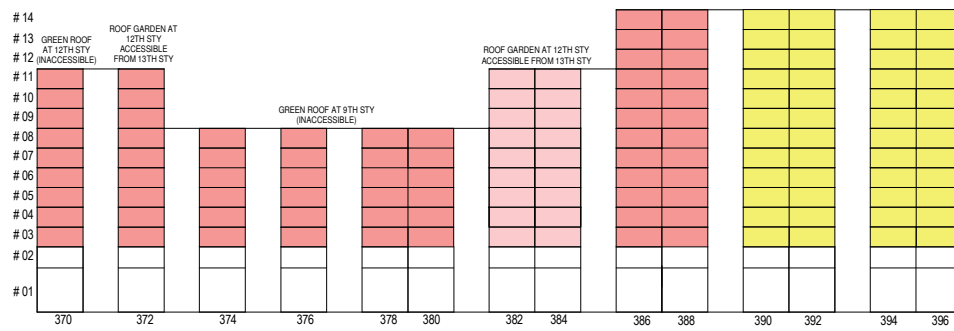
## BLK 131C



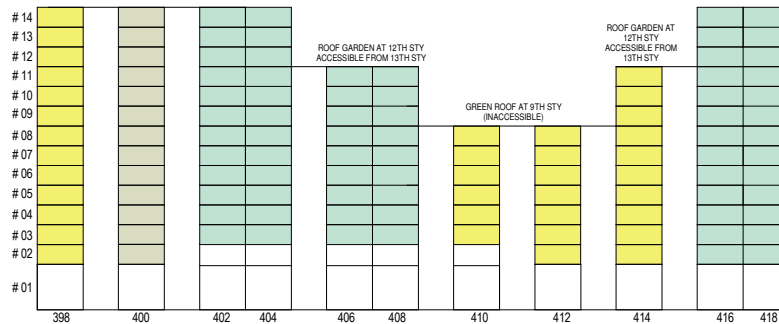
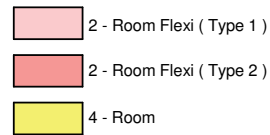
## BLK 131D



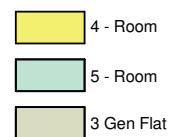




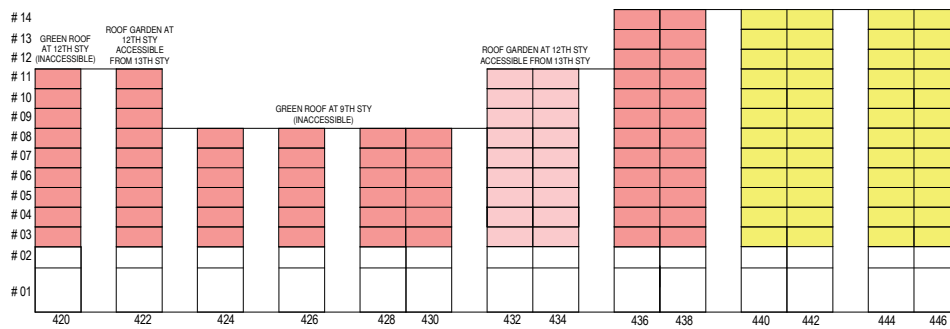
## BLK 132A



## BLK 132B

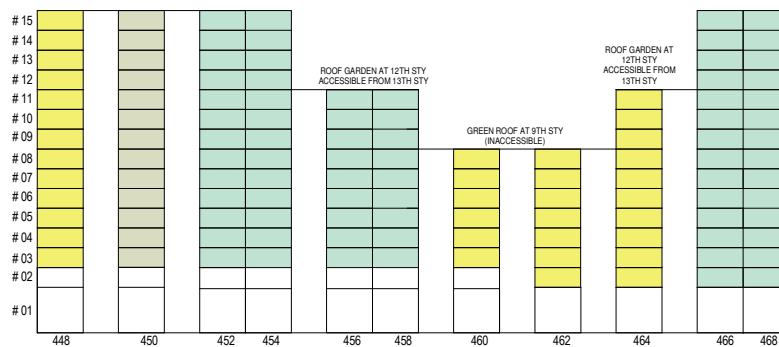






## BLK 132C

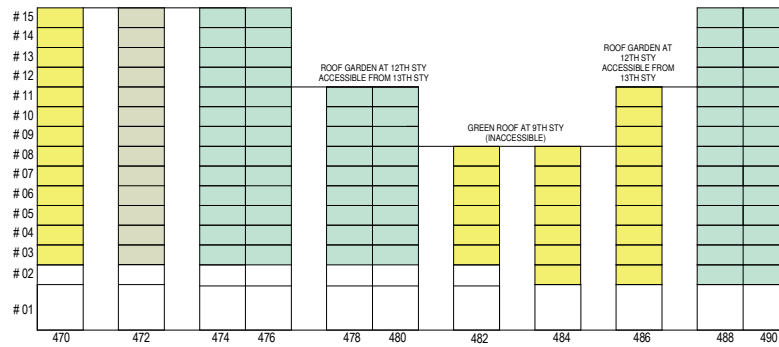
- 2 - Room Flexi (Type 1)
- 2 - Room Flexi (Type 2)
- 4 - Room



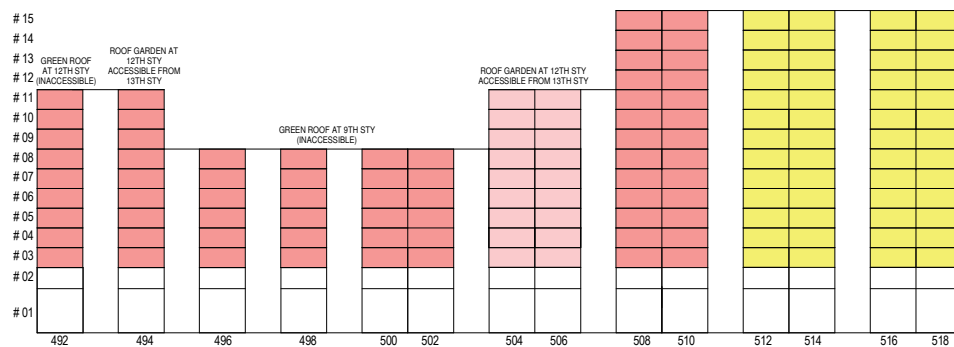
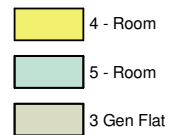
## BLK 133A

- 4 - Room
- 5 - Room
- 3 Gen Flat

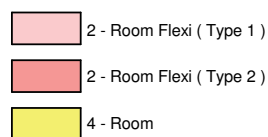




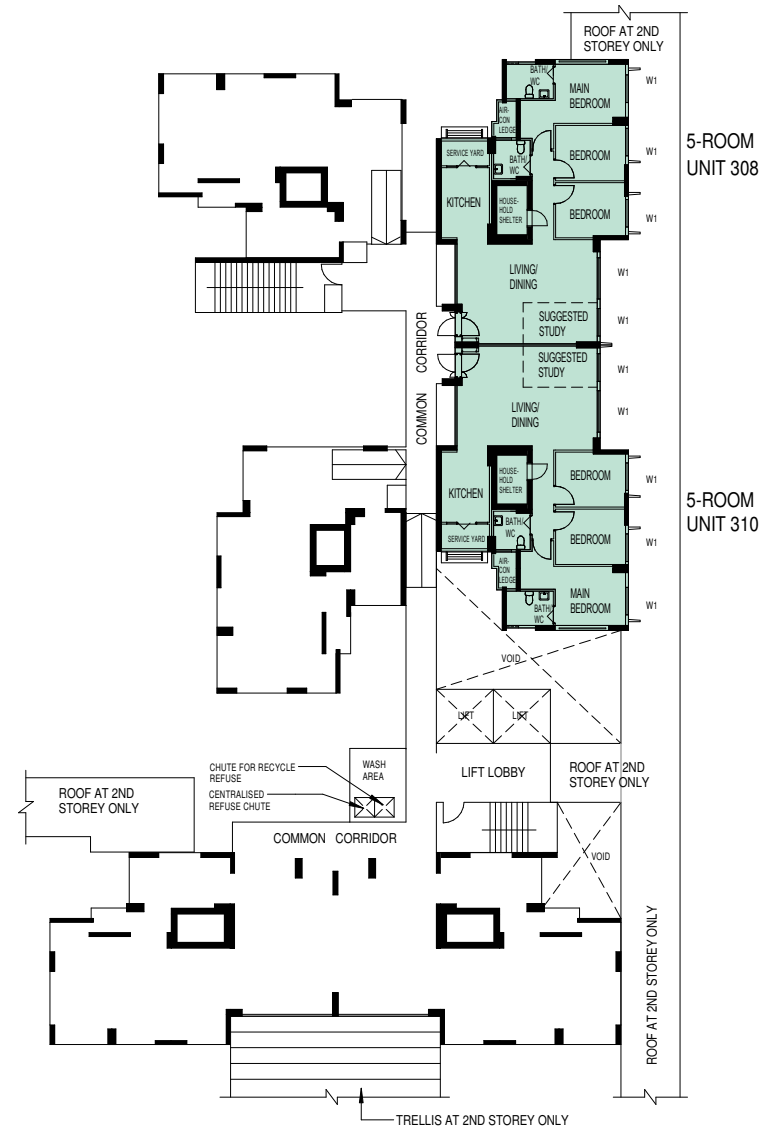
## BLK 133B



## BLK 133C





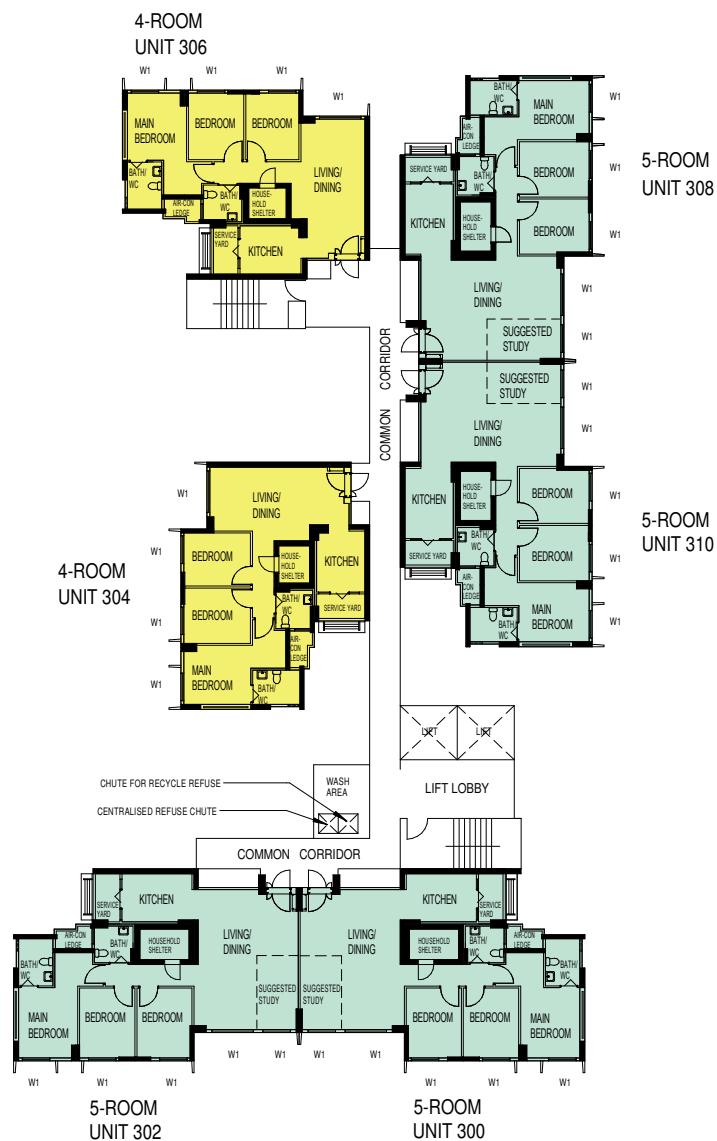


## BLOCK 131A 2ND STOREY FLOOR PLAN

<p><b>WINDOW LEGEND:</b></p> <p>W1 - THREE QUARTER HEIGHT WINDOW (APPROX. 550mm HIGH PARAPET WALL)</p>	<p>UNLESS OTHERWISE INDICATED, ALL WINDOWS WILL BE STANDARD HEIGHT WINDOWS</p>	<p>SCALE 0 2 4 6 8 10 METRES</p>	<p>THE COLOURED FLOOR PLAN IS NOT INTENDED TO DEMARCATATE THE BOUNDARY OF THE FLAT</p>
--	--	----------------------------------	--



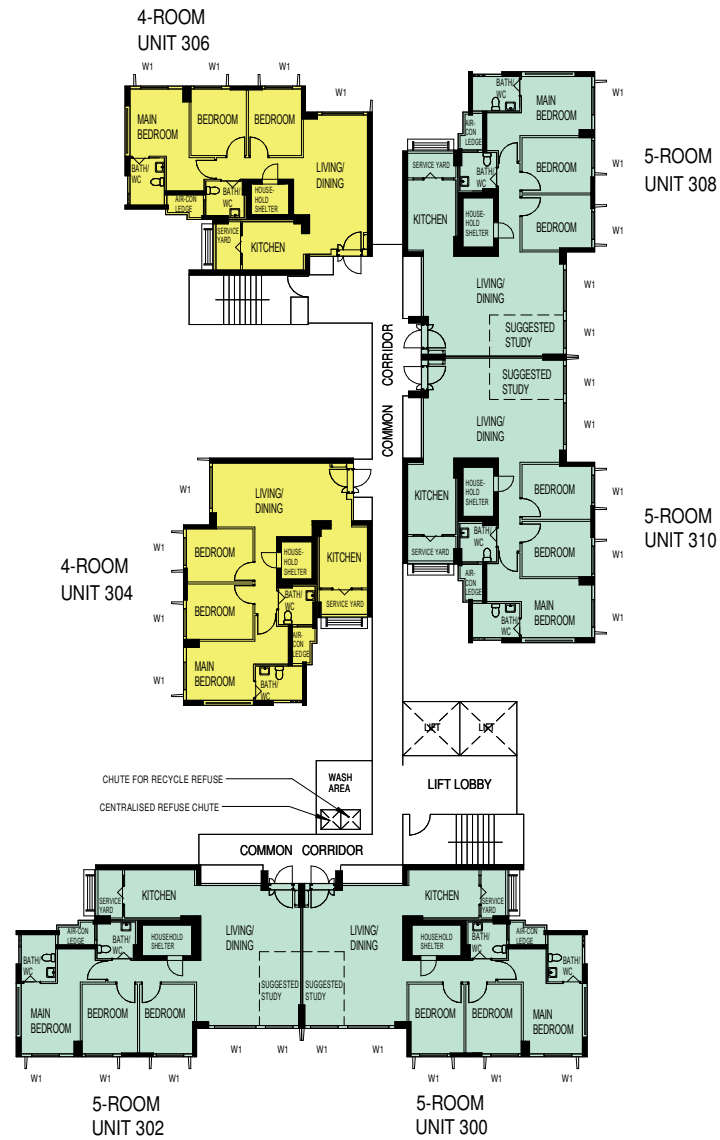
# BLOCK 131A 3RD, 4TH, 11TH & 12TH STOREY FLOOR PLAN



<p><b>WINDOW LEGEND:</b></p> <p>W1 - THREE QUARTER HEIGHT WINDOW (APPROX. 550mm HIGH PARAPET WALL)</p>	<p>UNLESS OTHERWISE INDICATED, ALL WINDOWS WILL BE STANDARD HEIGHT WINDOWS</p>	<p>SCALE 0 2 4 6 8 10 METRES</p>	<p>THE COLOURED FLOOR PLAN IS NOT INTENDED TO DEMARCATTE THE BOUNDARY OF THE FLAT</p>
--	--	----------------------------------	---

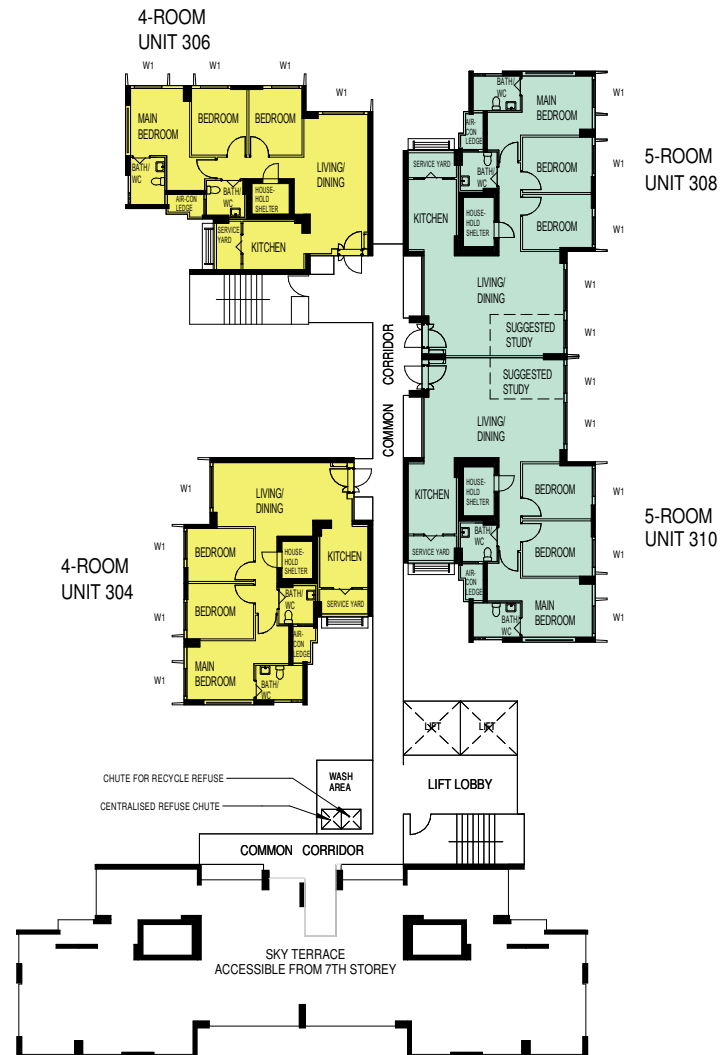


**BLOCK 131A**  
**5TH, 6TH, 9TH, 10TH, 13TH & 14TH**  
**STOREY FLOOR PLAN**



<p><b>WINDOW LEGEND:</b></p> <p>W1 - THREE QUARTER HEIGHT WINDOW (APPROX. 550mm HIGH PARAPET WALL)</p>	<p>UNLESS OTHERWISE INDICATED,  ALL WINDOWS WILL BE STANDARD HEIGHT WINDOWS</p>	<p>SCALE 0 2 4 6 8 10 METRES</p>	<p>THE COLOURED FLOOR PLAN IS NOT INTENDED TO  DEMARCATTE THE BOUNDARY OF THE FLAT</p>
--	---	----------------------------------	--

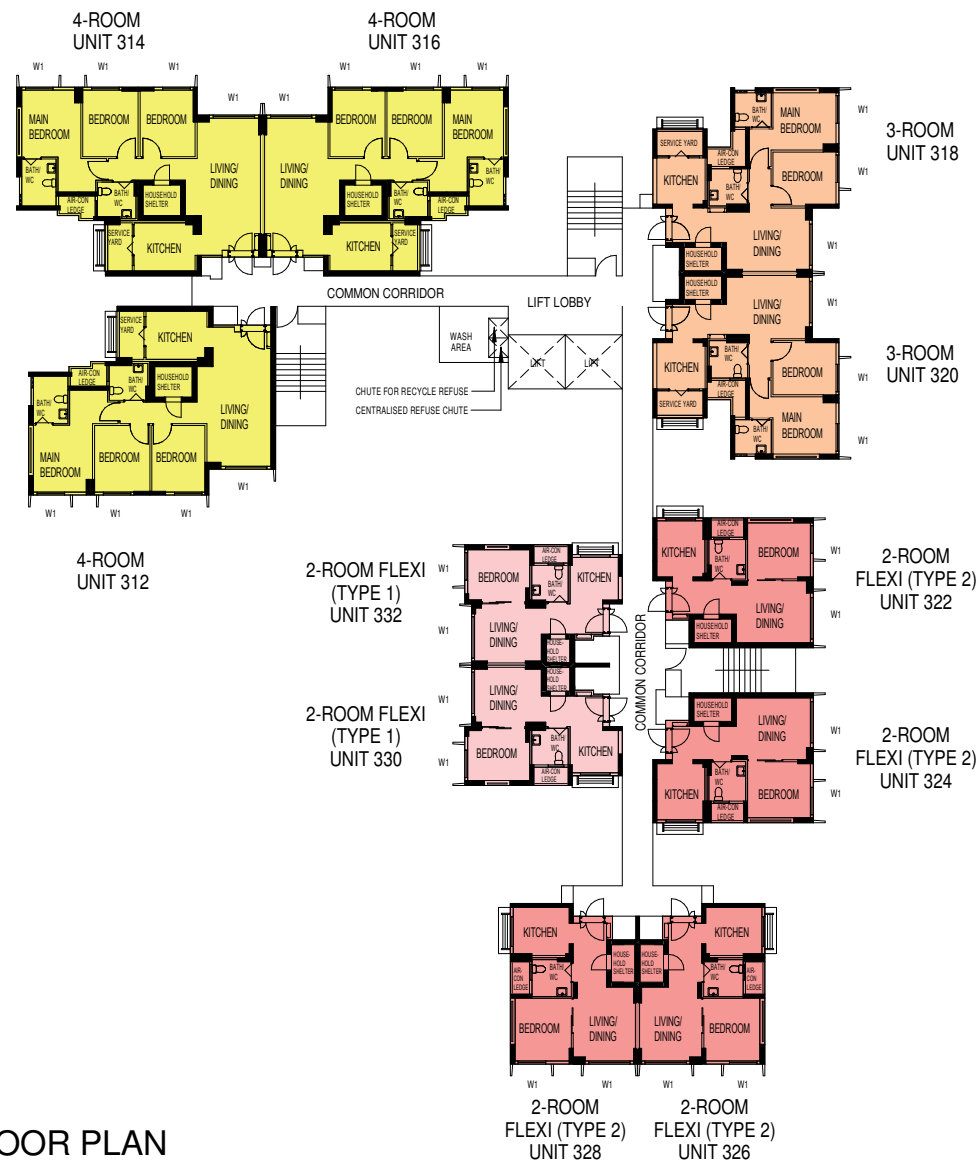




## BLOCK 131A 7TH & 8TH STOREY FLOOR PLAN

<p><b>WINDOW LEGEND:</b></p> <p>W1 - THREE QUARTER HEIGHT WINDOW (APPROX. 550mm HIGH PARAPET WALL)</p>	<p>UNLESS OTHERWISE INDICATED, ALL WINDOWS WILL BE STANDARD HEIGHT WINDOWS</p>	<p>SCALE 0 2 4 6 8 10 METRES</p>	<p>THE COLOURED FLOOR PLAN IS NOT INTENDED TO DEMARCATTE THE BOUNDARY OF THE FLAT</p>
--	--	----------------------------------	---

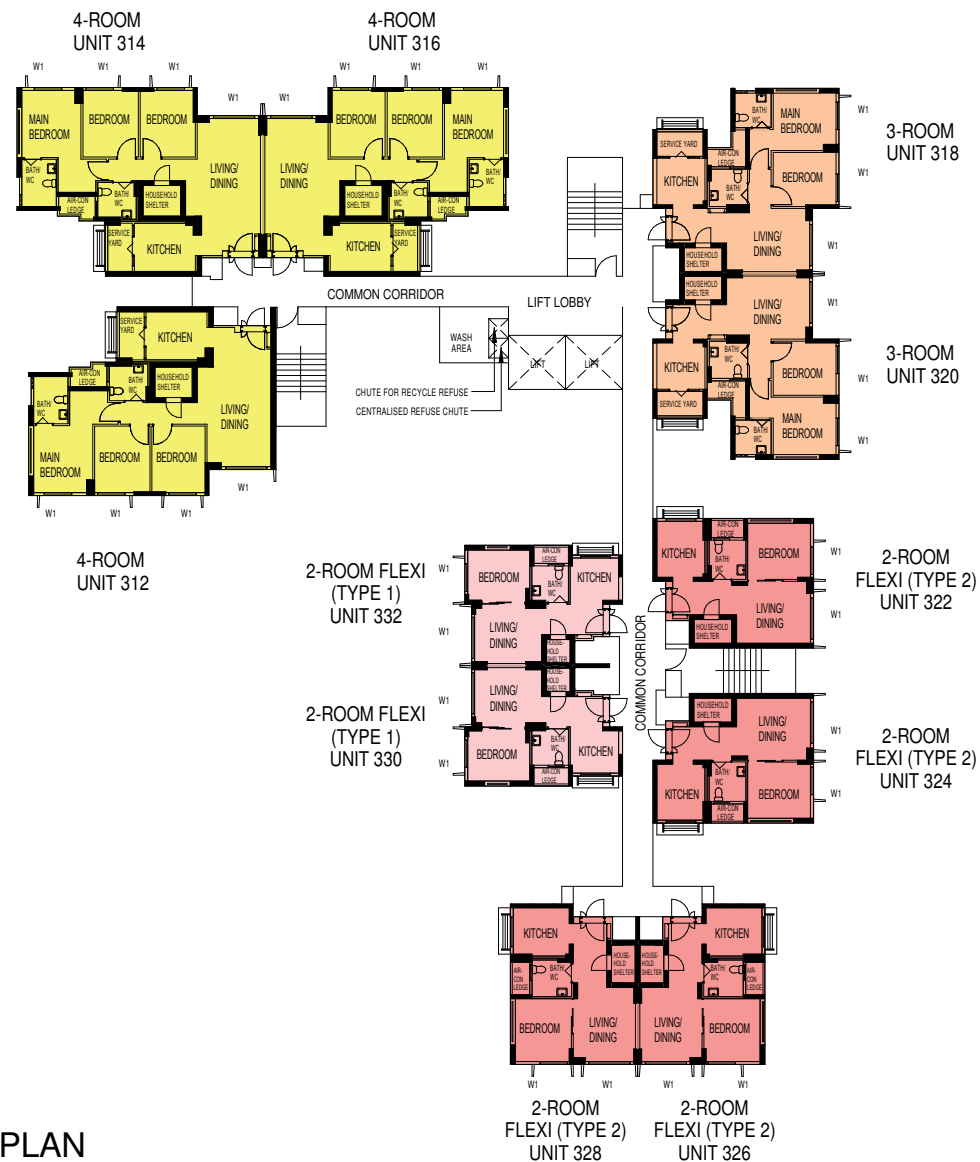




## BLOCK 131B 3RD, 4TH & 7TH STOREY FLOOR PLAN

<p><b>WINDOW LEGEND:</b></p> <p>W1 - THREE QUARTER HEIGHT WINDOW (APPROX. 550mm HIGH PARAPET WALL)</p>	<p>UNLESS OTHERWISE INDICATED, ALL WINDOWS WILL BE STANDARD HEIGHT WINDOWS</p>	<p>SCALE 0 2 4 6 8 10 METRES</p>	<p>THE COLOURED FLOOR PLAN IS NOT INTENDED TO DEMARCATTE THE BOUNDARY OF THE FLAT</p>
--	--	----------------------------------	---





## BLOCK 131B 5TH & 6TH STOREY FLOOR PLAN

<p><b>WINDOW LEGEND:</b></p> <p>W1 - THREE QUARTER HEIGHT WINDOW (APPROX. 550mm HIGH PARAPET WALL)</p>	<p>UNLESS OTHERWISE INDICATED, ALL WINDOWS WILL BE STANDARD HEIGHT WINDOWS</p>	<p>SCALE 0 2 4 6 8 10 METRES</p>	<p>THE COLOURED FLOOR PLAN IS NOT INTENDED TO DEMARCATATE THE BOUNDARY OF THE FLAT</p>
--	--	----------------------------------	--





## BLOCK 131B 8TH STOREY FLOOR PLAN

<p><b>WINDOW LEGEND:</b></p> <p>W1 - THREE QUARTER HEIGHT WINDOW (APPROX. 550mm HIGH PARAPET WALL)</p>	<p>UNLESS OTHERWISE INDICATED, ALL WINDOWS WILL BE STANDARD HEIGHT WINDOWS</p>	<p>SCALE 0 2 4 6 8 10 METRES</p>	<p>THE COLOURED FLOOR PLAN IS NOT INTENDED TO DEMARCATTE THE BOUNDARY OF THE FLAT</p>
--	--	----------------------------------	---





## BLOCK 131B 9TH STOREY FLOOR PLAN

<p><b>WINDOW LEGEND:</b></p> <p>W1 - THREE QUARTER HEIGHT WINDOW (APPROX. 550mm HIGH PARAPET WALL)</p>	<p>UNLESS OTHERWISE INDICATED, ALL WINDOWS WILL BE STANDARD HEIGHT WINDOWS</p>	<p>SCALE 0 2 4 6 8 10 METRES</p>	<p>THE COLOURED FLOOR PLAN IS NOT INTENDED TO DEMARCATATE THE BOUNDARY OF THE FLAT</p>
--	--	----------------------------------	--





## BLOCK 131B 10TH STOREY FLOOR PLAN

<b>WINDOW LEGEND:</b> W1 - THREE QUARTER HEIGHT WINDOW (APPROX. 550mm HIGH PARAPET WALL)	UNLESS OTHERWISE INDICATED, ALL WINDOWS WILL BE STANDARD HEIGHT WINDOWS		THE COLOURED FLOOR PLAN IS NOT INTENDED TO DEMARCATTE THE BOUNDARY OF THE FLAT
		<p>SCALE 0 2 4 6 8 10 METRES</p>	

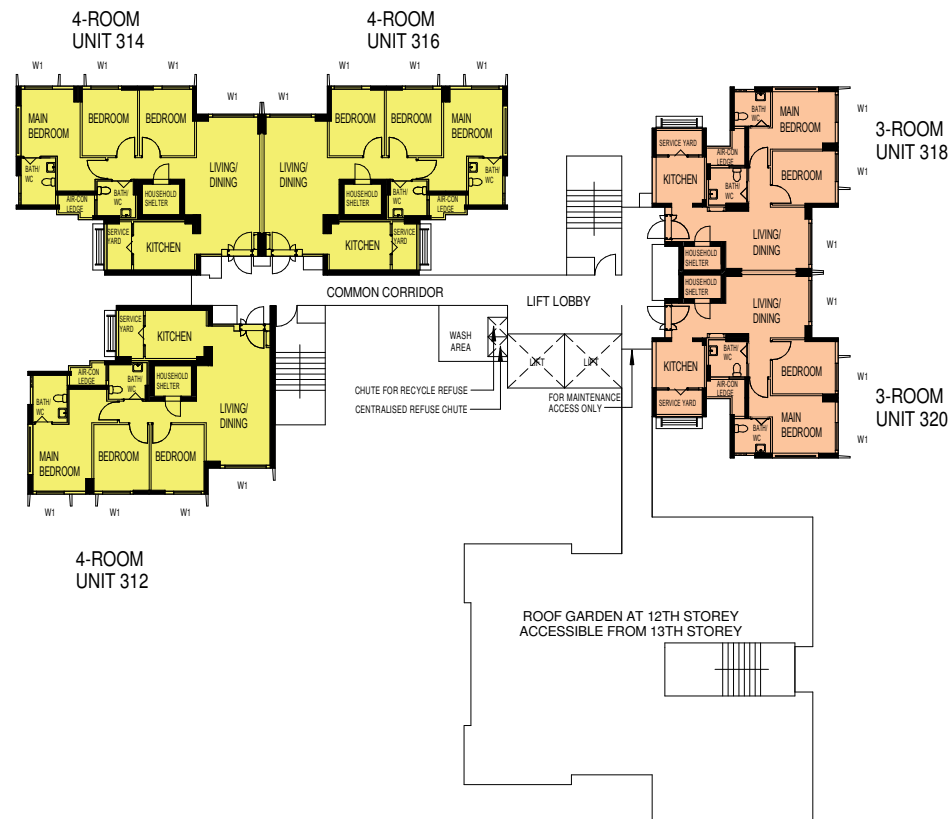





## BLOCK 131B 11TH STOREY FLOOR PLAN

<b>WINDOW LEGEND:</b> W1 - THREE QUARTER HEIGHT WINDOW (APPROX. 550mm HIGH PARAPET WALL)	UNLESS OTHERWISE INDICATED, ALL WINDOWS WILL BE STANDARD HEIGHT WINDOWS	<div data-bbox="1126 1369 1458 1406"> SCALE 0 2 4 6 8 10 METRES </div>	THE COLOURED FLOOR PLAN IS NOT INTENDED TO DEMARCATTE THE BOUNDARY OF THE FLAT
---	--	--	---

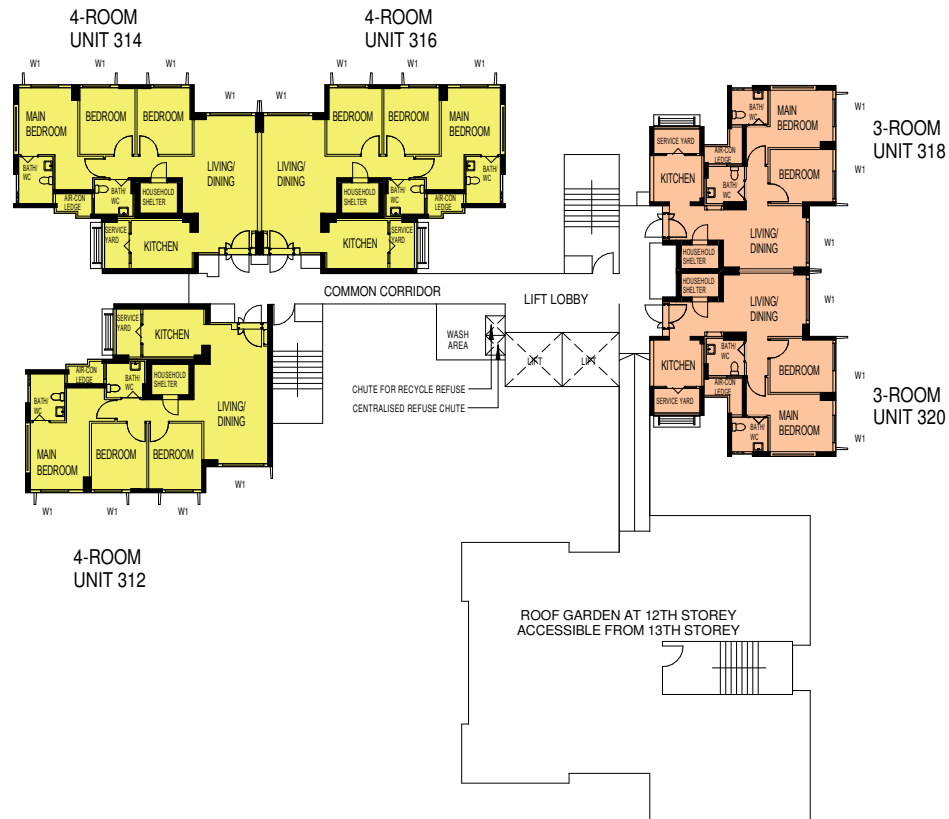




## BLOCK 131B 12TH STOREY FLOOR PLAN

WINDOW LEGEND:	UNLESS OTHERWISE INDICATED, ALL WINDOWS WILL BE STANDARD HEIGHT WINDOWS		THE COLOURED FLOOR PLAN IS NOT INTENDED TO DEMARCATTE THE BOUNDARY OF THE FLAT
W1 - THREE QUARTER HEIGHT WINDOW (APPROX. 550mm HIGH PARAPET WALL)			
		<p>SCALE 0 2 4 6 8 10 METRES</p> 	

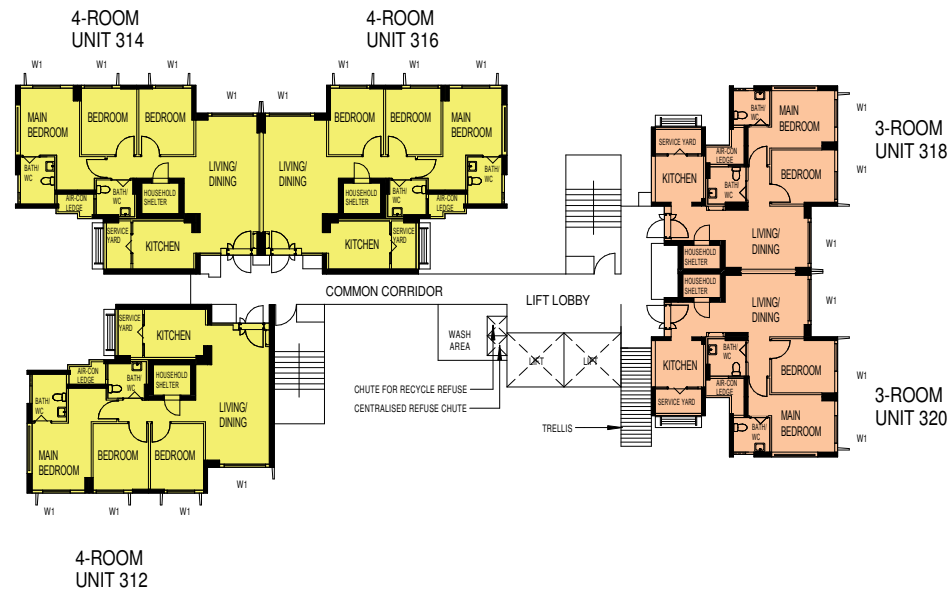




## BLOCK 131B 13TH STOREY FLOOR PLAN

<p><b>WINDOW LEGEND:</b></p> <p>W1 - THREE QUARTER HEIGHT WINDOW (APPROX. 550mm HIGH PARAPET WALL)</p>	<p>UNLESS OTHERWISE INDICATED, ALL WINDOWS WILL BE STANDARD HEIGHT WINDOWS</p>	<p>SCALE 0 2 4 6 8 10 METRES</p>	<p>THE COLOURED FLOOR PLAN IS NOT INTENDED TO DEMARCATATE THE BOUNDARY OF THE FLAT</p>
--	--	----------------------------------	--

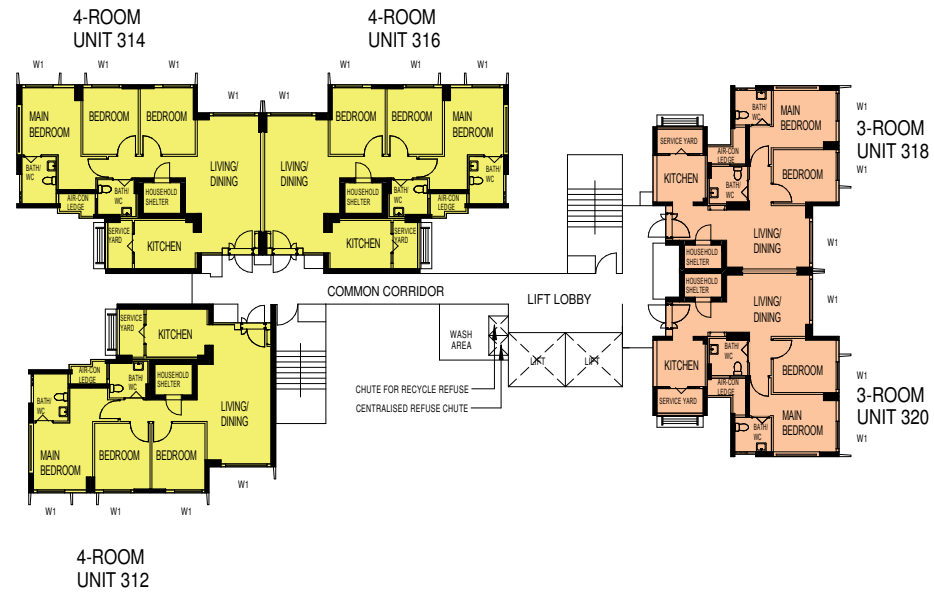




## BLOCK 131B 14TH STOREY FLOOR PLAN

<b>WINDOW LEGEND:</b>	UNLESS OTHERWISE INDICATED, ALL WINDOWS WILL BE STANDARD HEIGHT WINDOWS		THE COLOURED FLOOR PLAN IS NOT INTENDED TO DEMARCATTE THE BOUNDARY OF THE FLAT
W1 - THREE QUARTER HEIGHT WINDOW (APPROX. 550mm HIGH PARAPET WALL)			
		SCALE 0 2 4 6 8 10 METRES	

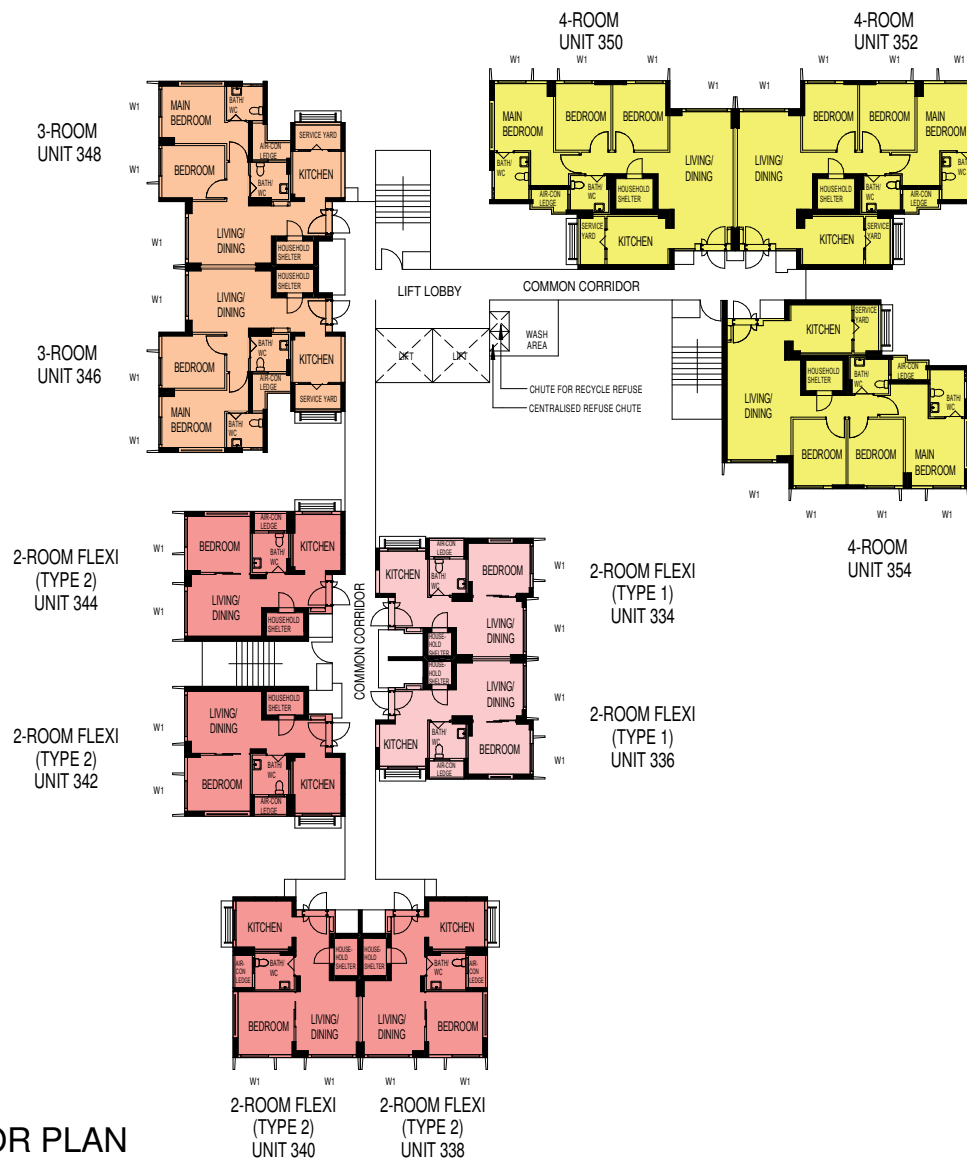




## BLOCK 131B 15TH STOREY FLOOR PLAN

<b>WINDOW LEGEND:</b>	UNLESS OTHERWISE INDICATED, ALL WINDOWS WILL BE STANDARD HEIGHT WINDOWS		THE COLOURED FLOOR PLAN IS NOT INTENDED TO DEMARCATTE THE BOUNDARY OF THE FLAT
W1 - THREE QUARTER HEIGHT WINDOW (APPROX. 550mm HIGH PARAPET WALL)			
		SCALE 0 2 4 6 8 10 METRES	

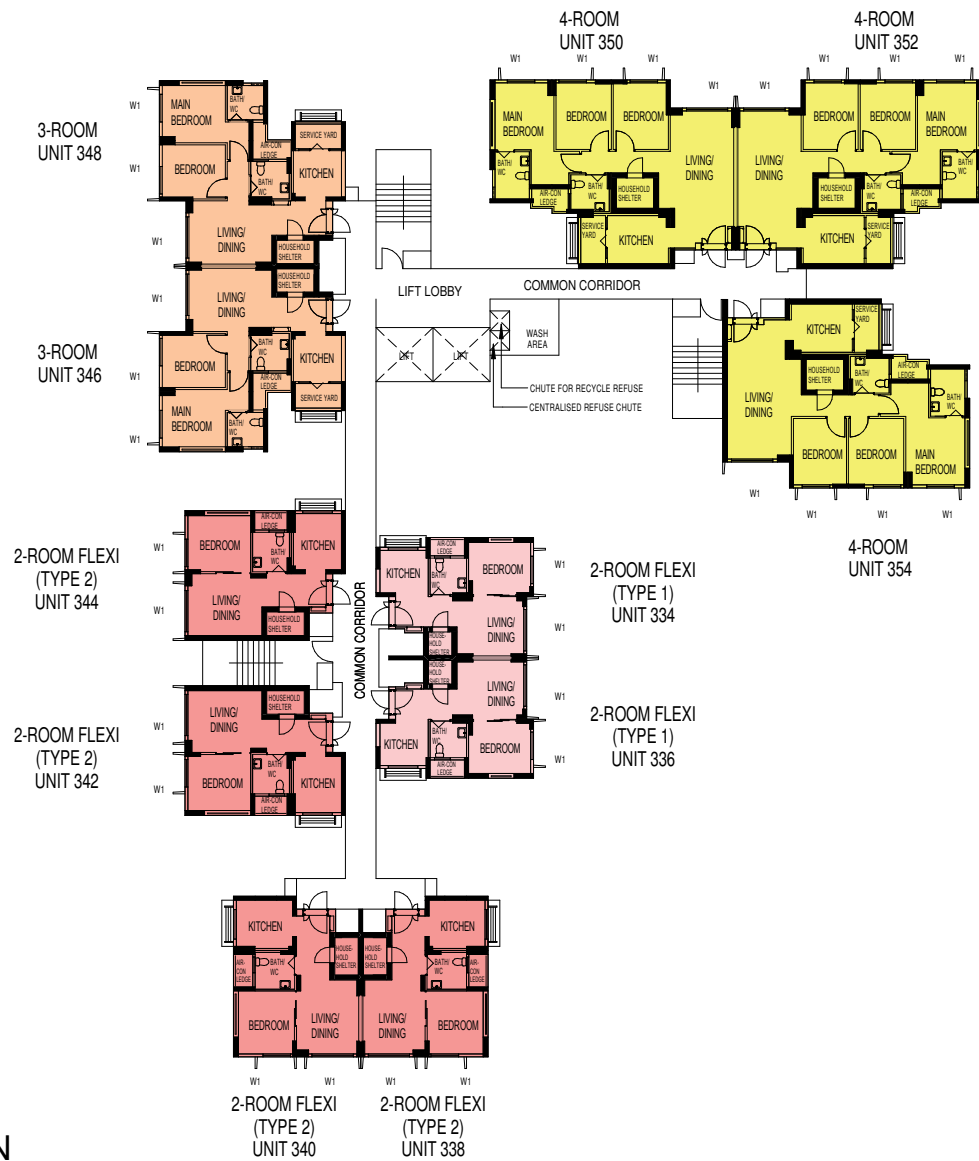




## BLOCK 131C 3RD, 4TH & 7TH STOREY FLOOR PLAN

<p><b>WINDOW LEGEND:</b></p> <p>W1 - THREE QUARTER HEIGHT WINDOW (APPROX. 550mm HIGH PARAPET WALL)</p>	<p>UNLESS OTHERWISE INDICATED, ALL WINDOWS WILL BE STANDARD HEIGHT WINDOWS</p>	<p>SCALE 0 2 4 6 8 10 METRES</p>	<p>THE COLOURED FLOOR PLAN IS NOT INTENDED TO DEMARCATTE THE BOUNDARY OF THE FLAT</p>
--	--	----------------------------------	---





**BLOCK 131C**  
**5TH & 6TH STOREY FLOOR PLAN**

<p><b>WINDOW LEGEND:</b></p> <p>W1 - THREE QUARTER HEIGHT WINDOW (APPROX. 550mm HIGH PARAPET WALL)</p>	<p>UNLESS OTHERWISE INDICATED, ALL WINDOWS WILL BE STANDARD HEIGHT WINDOWS</p>	<p>SCALE 0 2 4 6 8 10 METRES</p>	<p>THE COLOURED FLOOR PLAN IS NOT INTENDED TO DEMARCATTE THE BOUNDARY OF THE FLAT</p>
--	--	----------------------------------	---





# BLOCK 131C 8TH STOREY FLOOR PLAN

<p><b>WINDOW LEGEND:</b></p> <p>W1 - THREE QUARTER HEIGHT WINDOW (APPROX. 550mm HIGH PARAPET WALL)</p>	<p>UNLESS OTHERWISE INDICATED, ALL WINDOWS WILL BE STANDARD HEIGHT WINDOWS</p>	<p>SCALE 0 2 4 6 8 10 METRES</p>	<p>THE COLOURED FLOOR PLAN IS NOT INTENDED TO DEMARCATATE THE BOUNDARY OF THE FLAT</p>
--	--	----------------------------------	--





## BLOCK 131C 9TH STOREY FLOOR PLAN

<p><b>WINDOW LEGEND:</b></p> <p>W1 - THREE QUARTER HEIGHT WINDOW (APPROX. 550mm HIGH PARAPET WALL)</p>	<p>UNLESS OTHERWISE INDICATED, ALL WINDOWS WILL BE STANDARD HEIGHT WINDOWS</p>	<p>SCALE 0 2 4 6 8 10 METRES</p>	<p>THE COLOURED FLOOR PLAN IS NOT INTENDED TO DEMARCATATE THE BOUNDARY OF THE FLAT</p>
--	--	----------------------------------	--

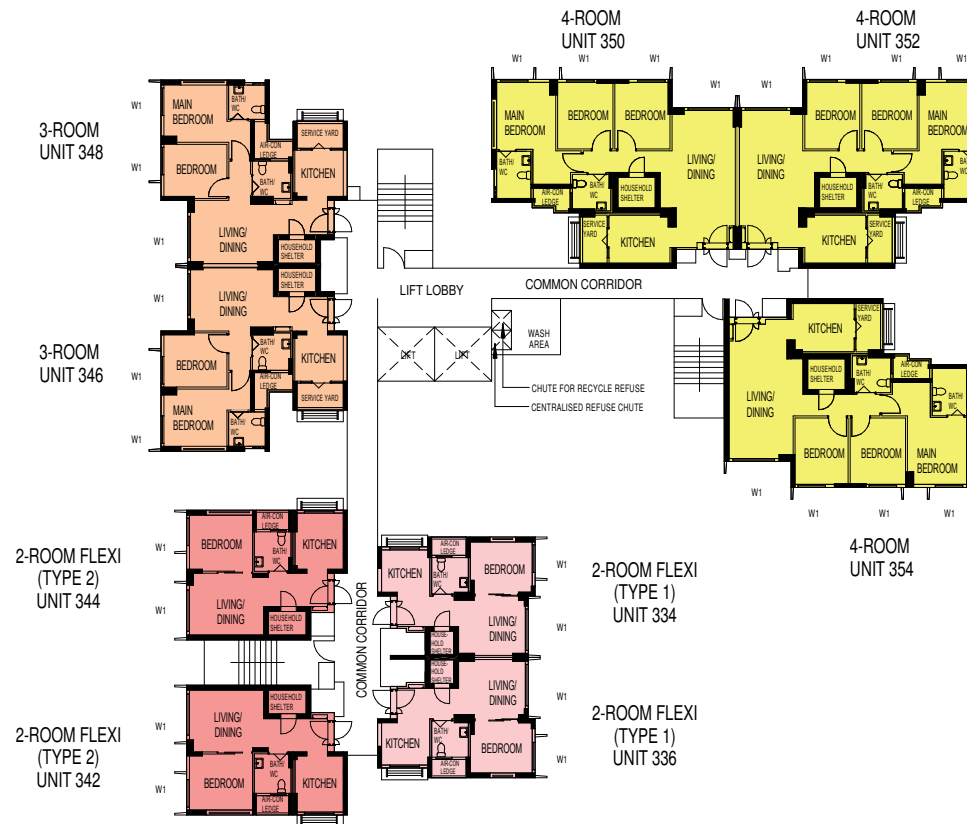




# BLOCK 131C 10TH STOREY FLOOR PLAN

<p><b>WINDOW LEGEND:</b></p> <p>W1 - THREE QUARTER HEIGHT WINDOW (APPROX. 550mm HIGH PARAPET WALL)</p>	<p>UNLESS OTHERWISE INDICATED, ALL WINDOWS WILL BE STANDARD HEIGHT WINDOWS</p>	<p>SCALE 0 2 4 6 8 10 METRES</p>	<p>THE COLOURED FLOOR PLAN IS NOT INTENDED TO DEMARCATTE THE BOUNDARY OF THE FLAT</p>
--	--	----------------------------------	---

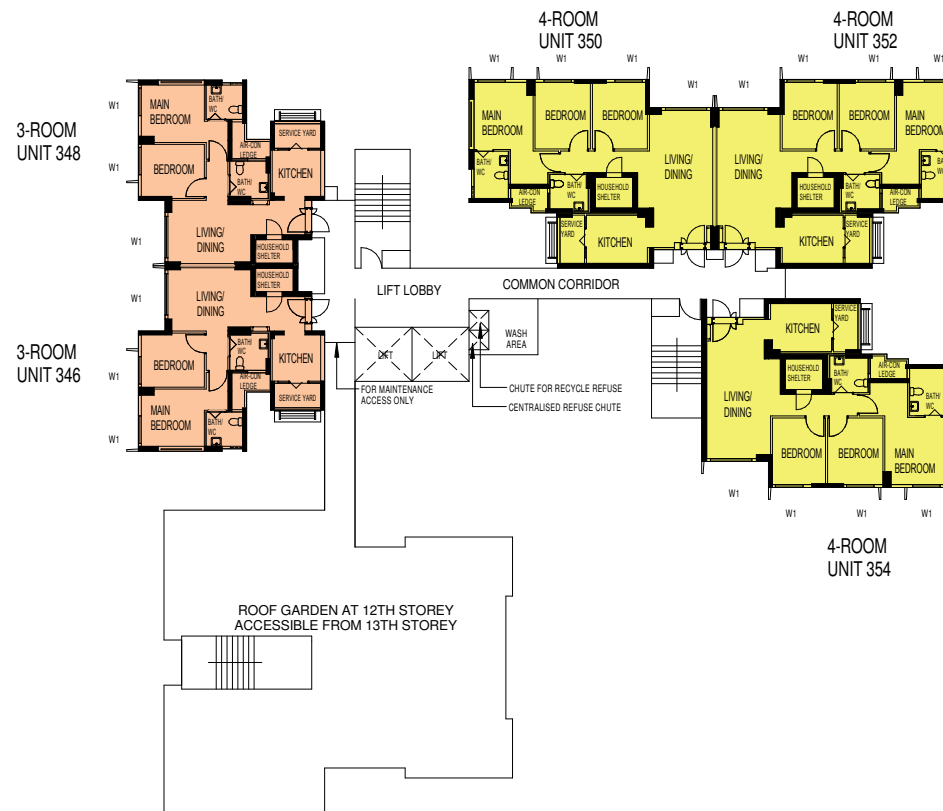




## BLOCK 131C 11TH STOREY FLOOR PLAN

<b>WINDOW LEGEND:</b> W1 - THREE QUARTER HEIGHT WINDOW (APPROX. 550mm HIGH PARAPET WALL)	UNLESS OTHERWISE INDICATED, ALL WINDOWS WILL BE STANDARD HEIGHT WINDOWS	<div data-bbox="1126 1370 1458 1417"> SCALE 0 2 4 6 8 10 METRES </div>	THE COLOURED FLOOR PLAN IS NOT INTENDED TO DEMARCATTE THE BOUNDARY OF THE FLAT

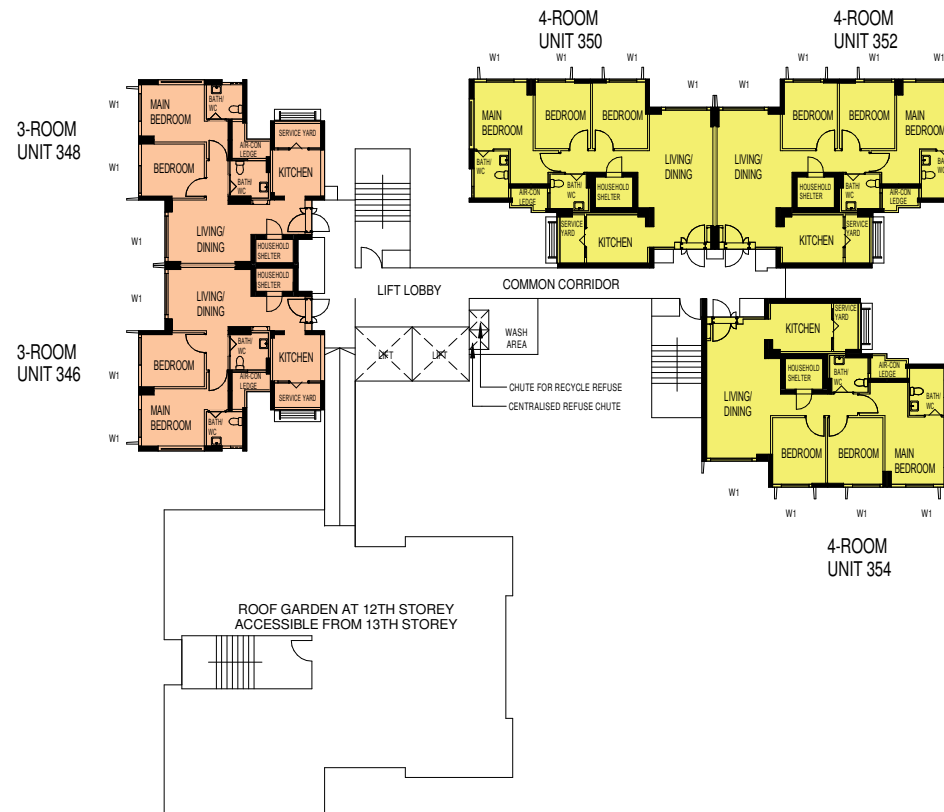




## BLOCK 131C 12TH STOREY FLOOR PLAN

WINDOW LEGEND:	UNLESS OTHERWISE INDICATED, ALL WINDOWS WILL BE STANDARD HEIGHT WINDOWS	<div>SCALE 0 2 4 6 8 10 METRES</div>	THE COLOURED FLOOR PLAN IS NOT INTENDED TO DEMARCATTE THE BOUNDARY OF THE FLAT
W1 - THREE QUARTER HEIGHT WINDOW (APPROX. 550mm HIGH PARAPET WALL)			

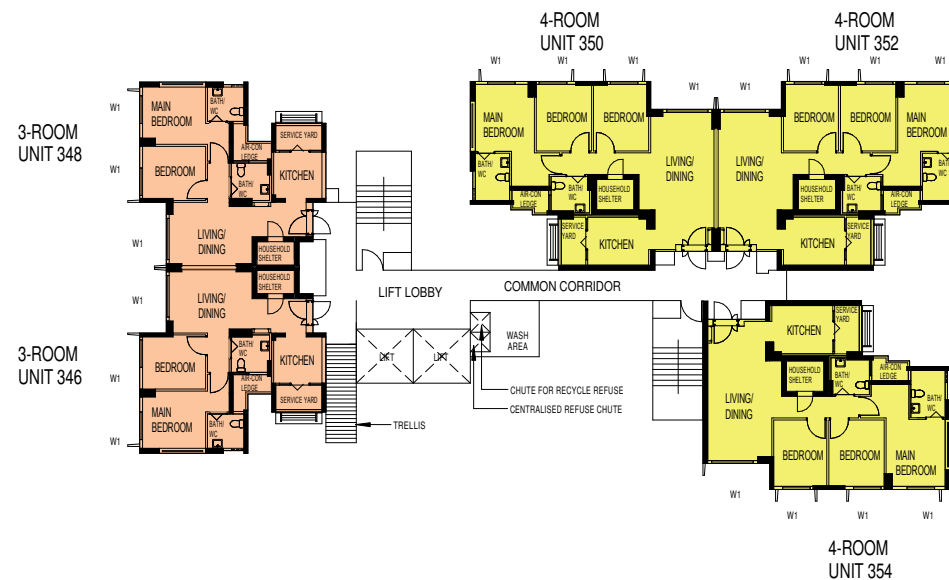




## BLOCK 131C 13TH STOREY FLOOR PLAN

<p><b>WINDOW LEGEND:</b></p> <p>W1 - THREE QUARTER HEIGHT WINDOW (APPROX. 550mm HIGH PARAPET WALL)</p>	<p>UNLESS OTHERWISE INDICATED, ALL WINDOWS WILL BE STANDARD HEIGHT WINDOWS</p>	<p>SCALE 0 2 4 6 8 10 METRES</p>	<p>THE COLOURED FLOOR PLAN IS NOT INTENDED TO DEMARCATTE THE BOUNDARY OF THE FLAT</p>
--	--	----------------------------------	---

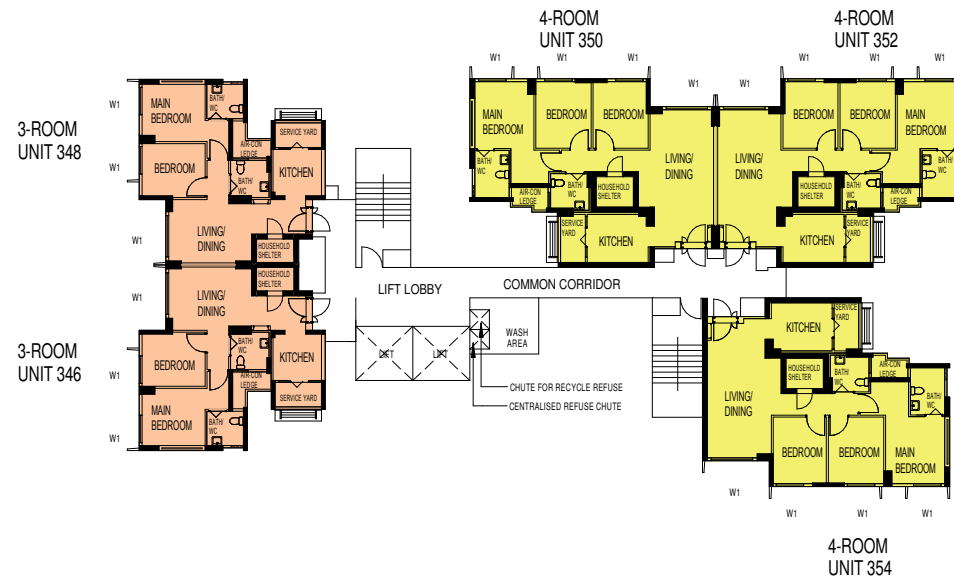




## BLOCK 131C 14TH STOREY FLOOR PLAN

<p><b>WINDOW LEGEND:</b></p> <p>W1 - THREE QUARTER HEIGHT WINDOW (APPROX. 550mm HIGH PARAPET WALL)</p>	<p>UNLESS OTHERWISE INDICATED, ALL WINDOWS WILL BE STANDARD HEIGHT WINDOWS</p>	<p>SCALE 0 2 4 6 8 10 METRES</p>	<p>THE COLOURED FLOOR PLAN IS NOT INTENDED TO DEMARCATTE THE BOUNDARY OF THE FLAT</p>
--	--	----------------------------------	---





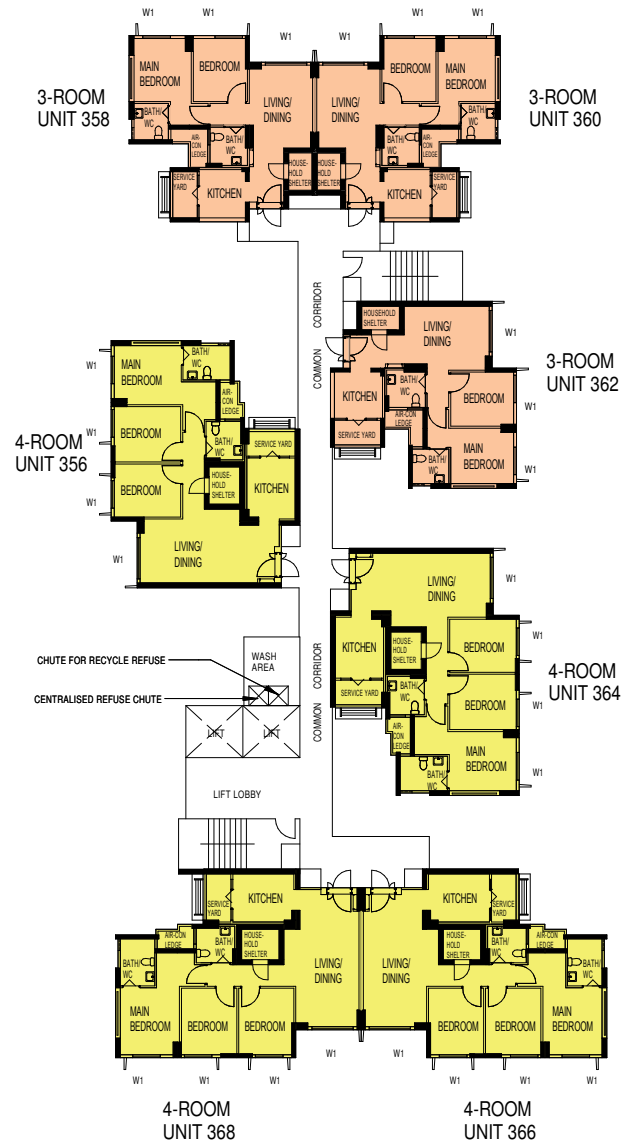
# BLOCK 131C 15TH STOREY FLOOR PLAN

<p><b>WINDOW LEGEND:</b></p> <p>W1 - THREE QUARTER HEIGHT WINDOW (APPROX. 550mm HIGH PARAPET WALL)</p>	<p>UNLESS OTHERWISE INDICATED, ALL WINDOWS WILL BE STANDARD HEIGHT WINDOWS</p>	<p>SCALE 0 2 4 6 8 10 METRES</p>	<p>THE COLOURED FLOOR PLAN IS NOT INTENDED TO DEMARCATTE THE BOUNDARY OF THE FLAT</p>
--	--	----------------------------------	---





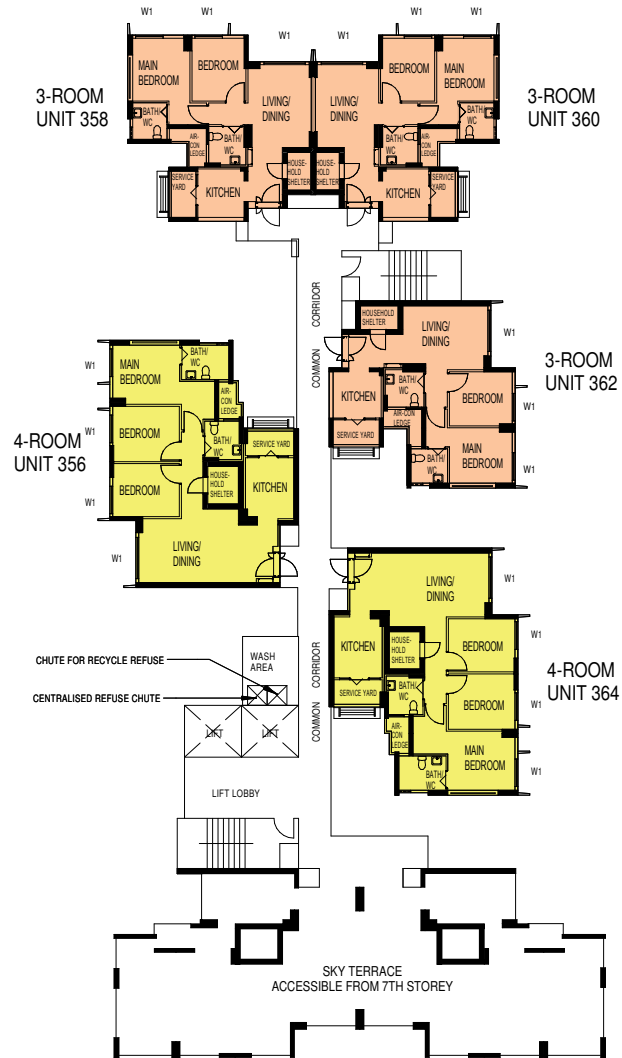




# BLOCK 131D 5TH, 6TH, 9TH, 10TH, 13TH & 14TH STOREY FLOOR PLAN

<p><b>WINDOW LEGEND:</b></p> <p>W1 - THREE QUARTER HEIGHT WINDOW (APPROX. 550mm HIGH PARAPET WALL)</p>	<p>UNLESS OTHERWISE INDICATED, ALL WINDOWS WILL BE STANDARD HEIGHT WINDOWS</p>	<p>SCALE 0 2 4 6 8 10 METRES</p>	<p>THE COLOURED FLOOR PLAN IS NOT INTENDED TO DEMARCATTE THE BOUNDARY OF THE FLAT</p>
--	--	----------------------------------	---





## BLOCK 131D 7TH & 8TH STOREY FLOOR PLAN

### WINDOW LEGEND:

W1 - THREE QUARTER HEIGHT WINDOW (APPROX. 550mm HIGH PARAPET WALL)

UNLESS OTHERWISE INDICATED,  
ALL WINDOWS WILL BE STANDARD HEIGHT WINDOWS

SCALE 0 2 4 6 8 10 METRES

THE COLOURED FLOOR PLAN IS NOT INTENDED TO  
DEMARCATTE THE BOUNDARY OF THE FLAT









## BLOCK 132A 5TH & 6TH STOREY FLOOR PLAN

<p><b>WINDOW LEGEND:</b></p> <p>W1 - THREE QUARTER HEIGHT WINDOW (APPROX. 550mm HIGH PARAPET WALL)</p>	<p>UNLESS OTHERWISE INDICATED, ALL WINDOWS WILL BE STANDARD HEIGHT WINDOWS</p>	<p>SCALE 0 2 4 6 8 10 METRES</p>	<p>THE COLOURED FLOOR PLAN IS NOT INTENDED TO DEMARCATTE THE BOUNDARY OF THE FLAT</p>
--	--	----------------------------------	---





## BLOCK 132A 9TH STOREY FLOOR PLAN

<p><b>WINDOW LEGEND:</b></p> <p>W1 - THREE QUARTER HEIGHT WINDOW (APPROX. 550mm HIGH PARAPET WALL)</p>	<p>UNLESS OTHERWISE INDICATED, ALL WINDOWS WILL BE STANDARD HEIGHT WINDOWS</p>	<p>SCALE 0 2 4 6 8 10 METRES</p>	<p>THE COLOURED FLOOR PLAN IS NOT INTENDED TO DEMARCATATE THE BOUNDARY OF THE FLAT</p>
--	--	----------------------------------	--





## BLOCK 132A 10TH STOREY FLOOR PLAN

<b>WINDOW LEGEND:</b> W1 - THREE QUARTER HEIGHT WINDOW (APPROX. 550mm HIGH PARAPET WALL)	UNLESS OTHERWISE INDICATED, ALL WINDOWS WILL BE STANDARD HEIGHT WINDOWS	<div data-bbox="1137 1372 1456 1412"> SCALE 0 2 4 6 8 10 METRES </div>	THE COLOURED FLOOR PLAN IS NOT INTENDED TO DEMARCATTE THE BOUNDARY OF THE FLAT





# BLOCK 132A 11TH STOREY FLOOR PLAN

<p><b>WINDOW LEGEND:</b></p> <p>W1 - THREE QUARTER HEIGHT WINDOW (APPROX. 550mm HIGH PARAPET WALL)</p>	<p>UNLESS OTHERWISE INDICATED, ALL WINDOWS WILL BE STANDARD HEIGHT WINDOWS</p>	<p>SCALE 0 2 4 6 8 10 METRES</p>	<p>THE COLOURED FLOOR PLAN IS NOT INTENDED TO DEMARCATATE THE BOUNDARY OF THE FLAT</p>
--	--	----------------------------------	--

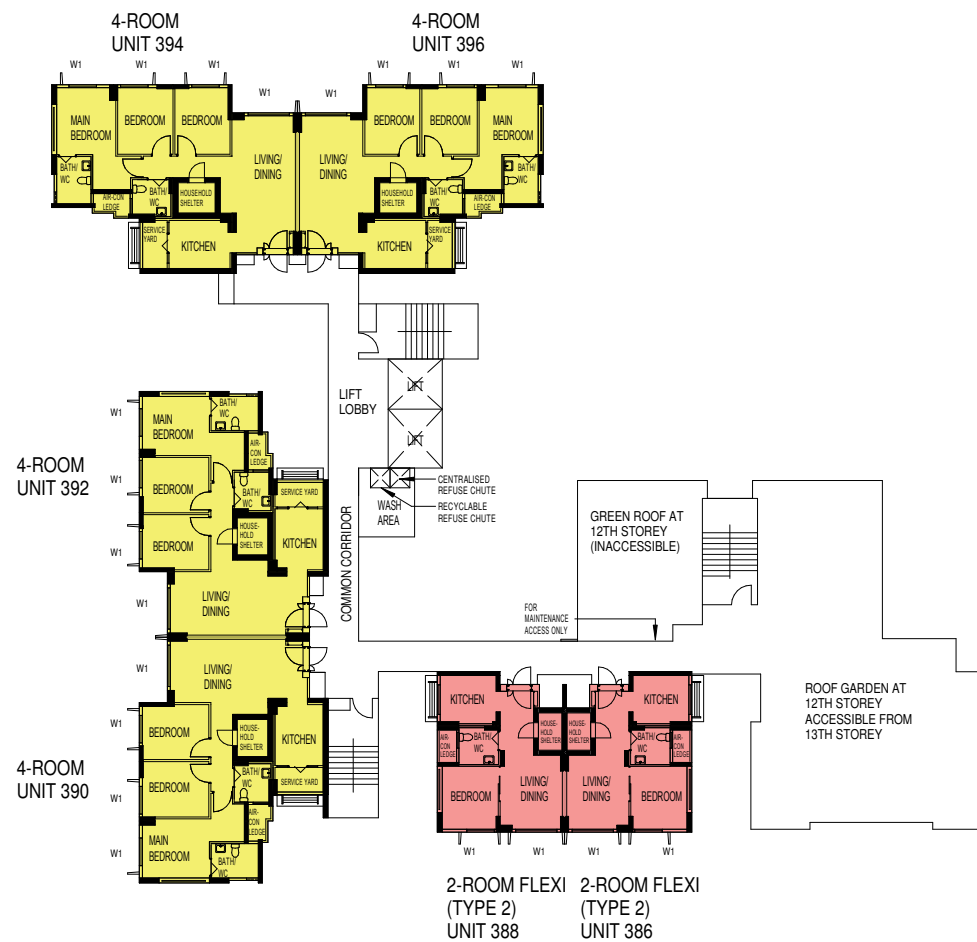




## BLOCK 132A 12TH STOREY FLOOR PLAN

WINDOW LEGEND:	UNLESS OTHERWISE INDICATED, ALL WINDOWS WILL BE STANDARD HEIGHT WINDOWS		THE COLOURED FLOOR PLAN IS NOT INTENDED TO DEMARCATTE THE BOUNDARY OF THE FLAT
W1 - THREE QUARTER HEIGHT WINDOW (APPROX. 550mm HIGH PARAPET WALL)			
		<p>SCALE 0 2 4 6 8 10 METRES</p>	





## BLOCK 132A 13TH STOREY FLOOR PLAN

WINDOW LEGEND:	UNLESS OTHERWISE INDICATED, ALL WINDOWS WILL BE STANDARD HEIGHT WINDOWS		THE COLOURED FLOOR PLAN IS NOT INTENDED TO DEMARCATTE THE BOUNDARY OF THE FLAT
W1 - THREE QUARTER HEIGHT WINDOW (APPROX. 550mm HIGH PARAPET WALL)			
		<p>SCALE 0 2 4 6 8 10 METRES</p>	





## BLOCK 132A 14TH STOREY FLOOR PLAN

WINDOW LEGEND:	UNLESS OTHERWISE INDICATED, ALL WINDOWS WILL BE STANDARD HEIGHT WINDOWS		THE COLOURED FLOOR PLAN IS NOT INTENDED TO DEMARCATTE THE BOUNDARY OF THE FLAT
W1 - THREE QUARTER HEIGHT WINDOW (APPROX. 550mm HIGH PARAPET WALL)			
		<p>SCALE 0 2 4 6 8 10 METRES</p>	

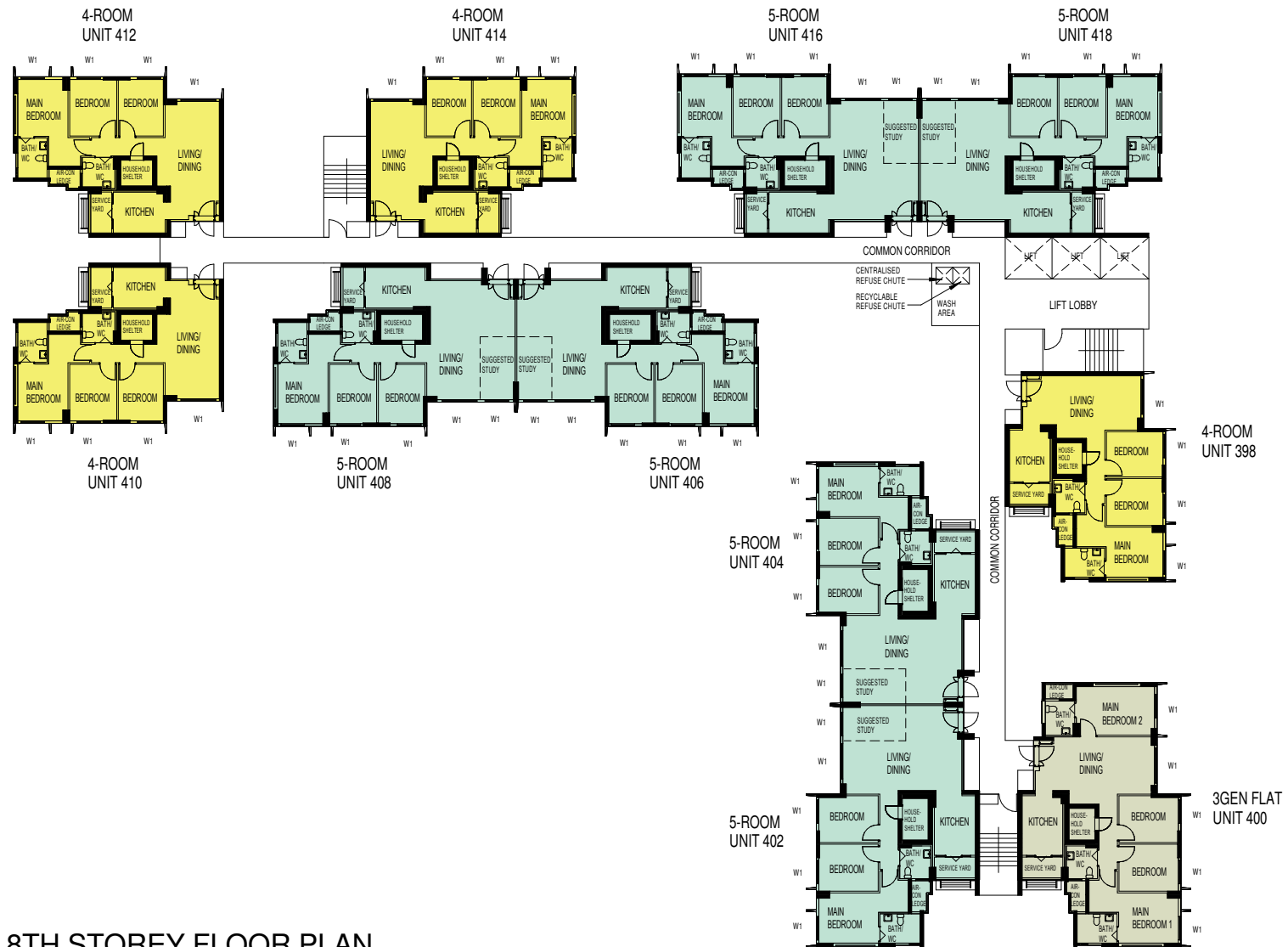




BLOCK 132B  
2ND STOREY FLOOR PLAN

<p><b>WINDOW LEGEND:</b></p> <p>W1 - THREE QUARTER HEIGHT WINDOW (APPROX. 550mm HIGH PARAPET WALL)</p>	<p>UNLESS OTHERWISE INDICATED, ALL WINDOWS WILL BE STANDARD HEIGHT WINDOWS</p>	<p>SCALE 0 2 4 6 8 10 METRES</p>	<p>THE COLOURED FLOOR PLAN IS NOT INTENDED TO DEMARCATATE THE BOUNDARY OF THE FLAT</p>
--	--	----------------------------------	--



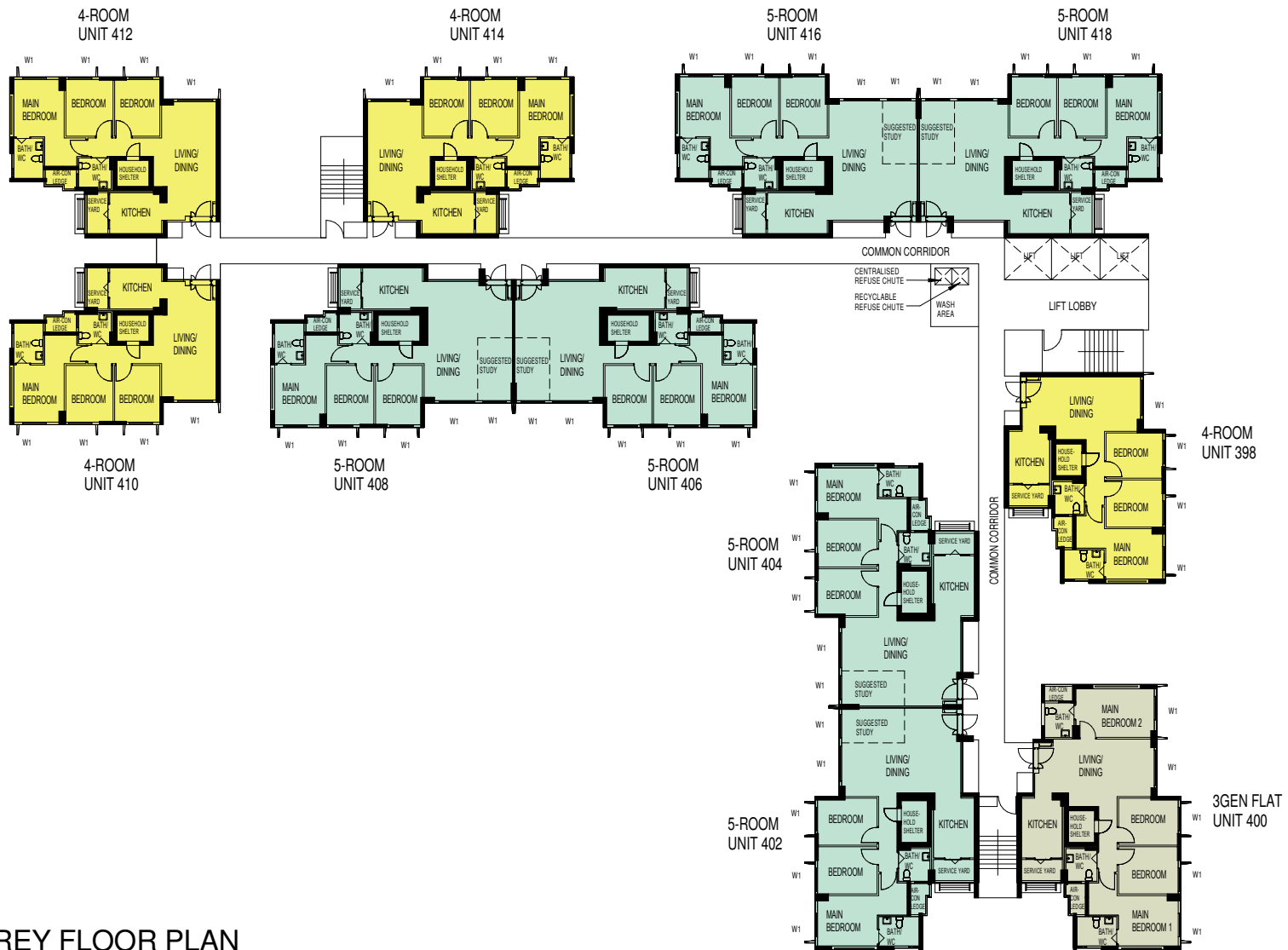


## BLOCK 132B

### 3RD, 4TH, 7TH & 8TH STOREY FLOOR PLAN

<p><b>WINDOW LEGEND:</b></p> <p>W1 - THREE QUARTER HEIGHT WINDOW (APPROX. 550mm HIGH PARAPET WALL)</p>	<p>UNLESS OTHERWISE INDICATED, ALL WINDOWS WILL BE STANDARD HEIGHT WINDOWS</p>	<p>SCALE 0 2 4 6 8 10 METRES</p>	<p>THE COLOURED FLOOR PLAN IS NOT INTENDED TO DEMARCATATE THE BOUNDARY OF THE FLAT</p>
--	--	----------------------------------	--

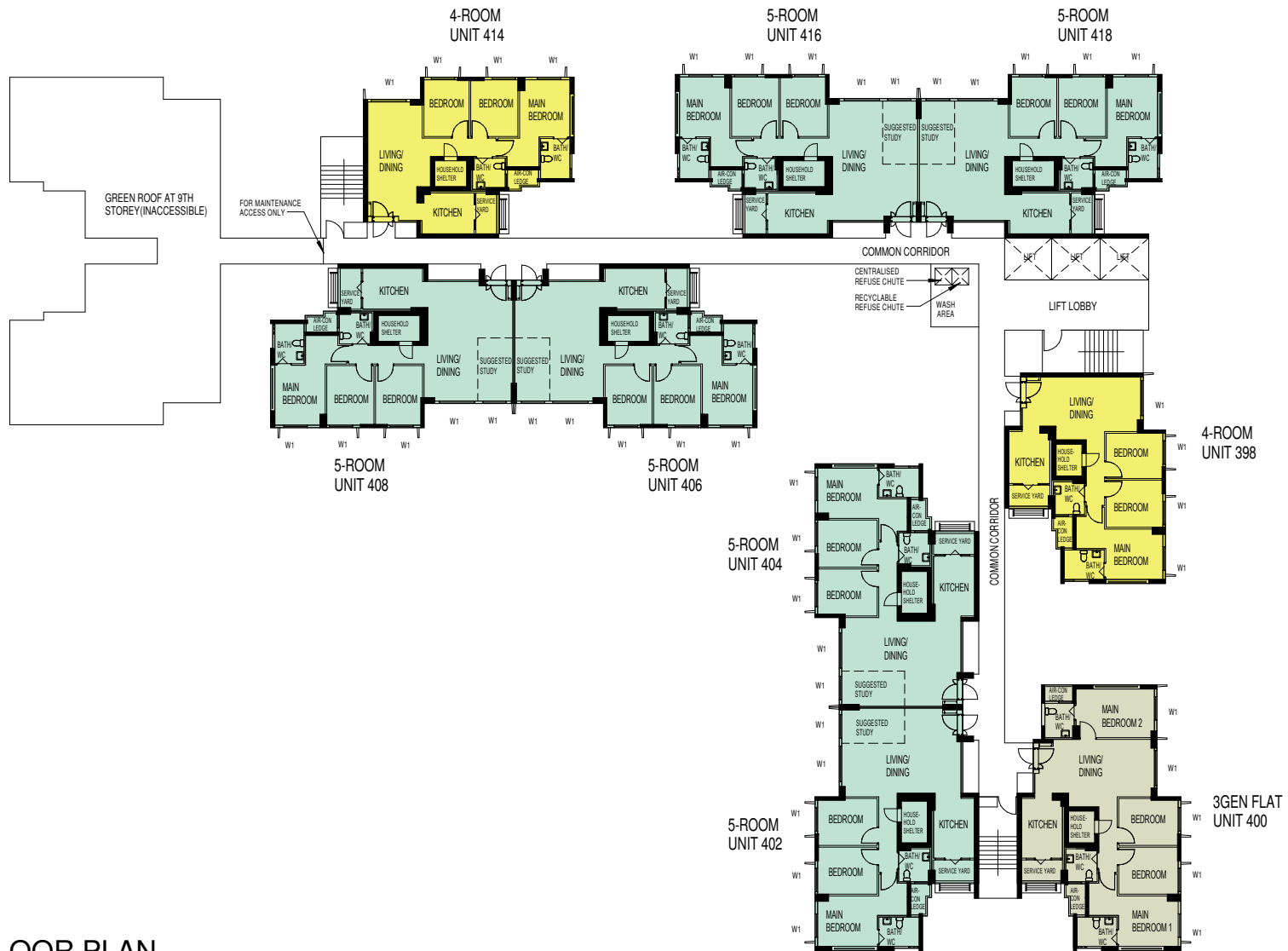




## BLOCK 132B 5TH & 6TH STOREY FLOOR PLAN

<p><b>WINDOW LEGEND:</b></p> <p>W1 - THREE QUARTER HEIGHT WINDOW (APPROX. 550mm HIGH PARAPET WALL)</p>	<p>UNLESS OTHERWISE INDICATED, ALL WINDOWS WILL BE STANDARD HEIGHT WINDOWS</p>	<p>SCALE 0 2 4 6 8 10 METRES</p>	<p>THE COLOURED FLOOR PLAN IS NOT INTENDED TO DEMARCATTE THE BOUNDARY OF THE FLAT</p>
--	--	----------------------------------	---





## BLOCK 132B 9TH STOREY FLOOR PLAN

### WINDOW LEGEND:

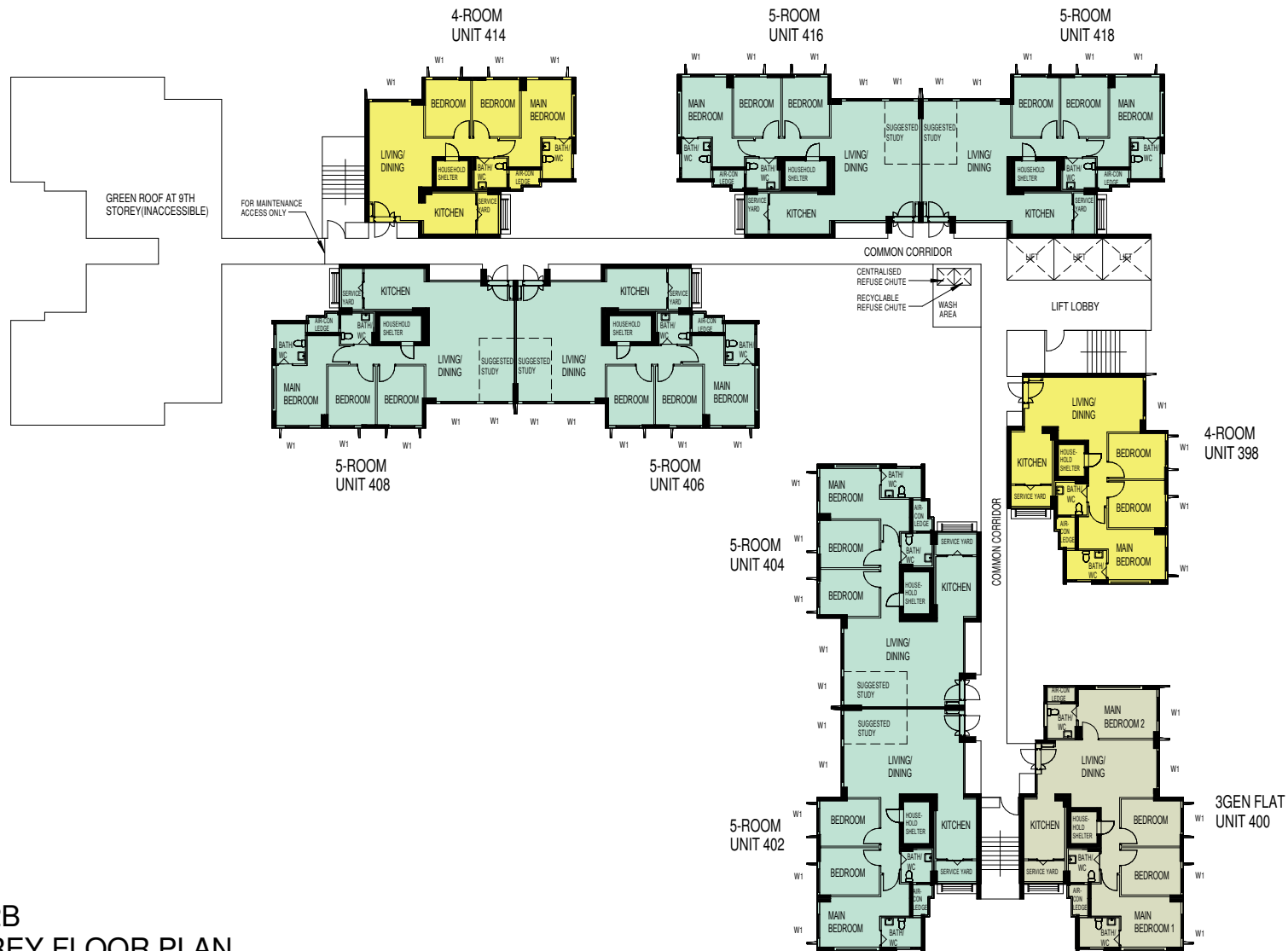
W1 - THREE QUARTER HEIGHT WINDOW (APPROX. 550mm HIGH PARAPET WALL)

UNLESS OTHERWISE INDICATED,  
ALL WINDOWS WILL BE STANDARD HEIGHT WINDOWS

SCALE 0 2 4 6 8 10 METRES

THE COLOURED FLOOR PLAN IS NOT INTENDED TO  
DEMARCATTE THE BOUNDARY OF THE FLAT

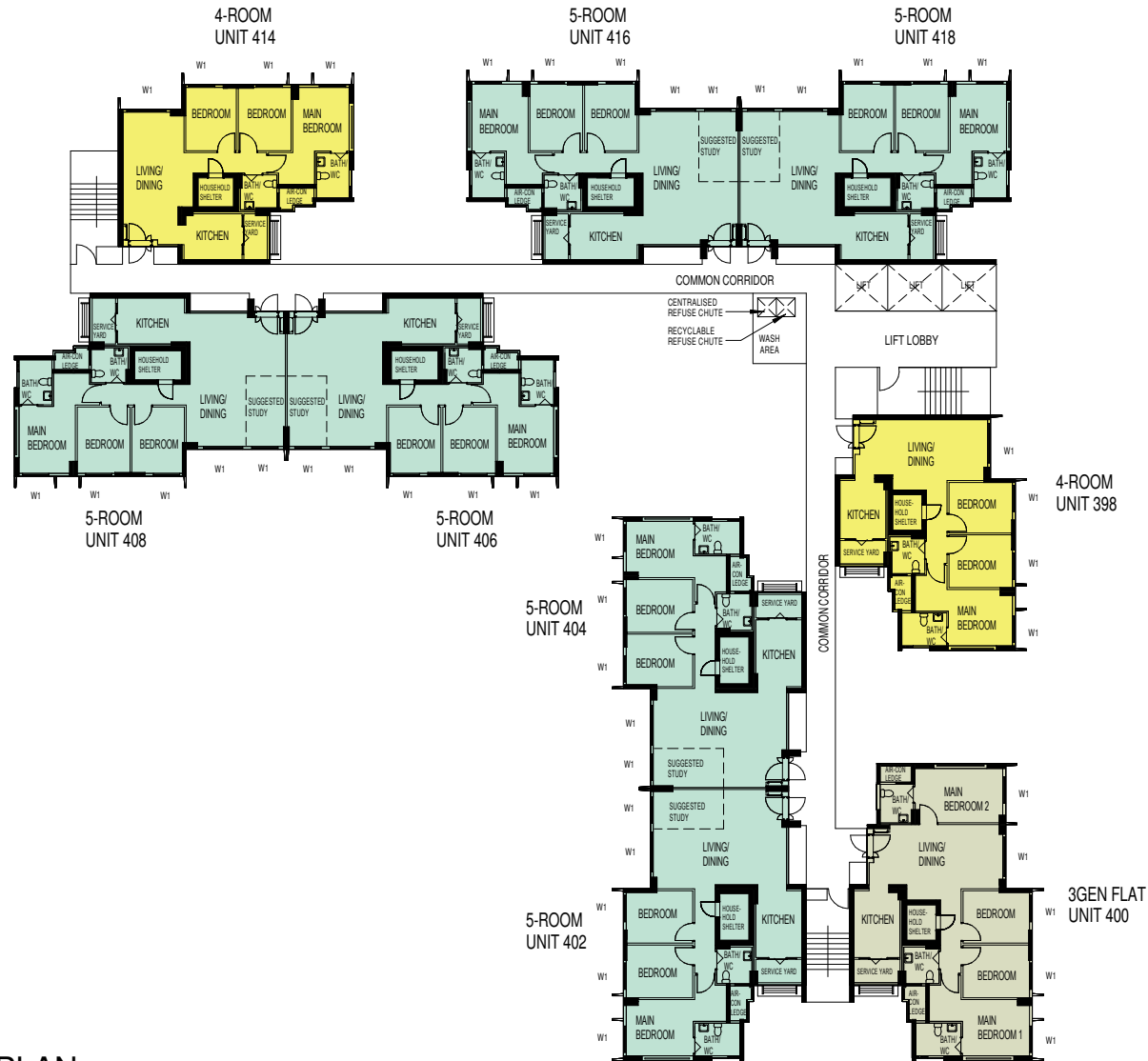




## BLOCK 132B 10TH STOREY FLOOR PLAN

<p><b>WINDOW LEGEND:</b></p> <p>W1 - THREE QUARTER HEIGHT WINDOW (APPROX. 550mm HIGH PARAPET WALL)</p>	<p>UNLESS OTHERWISE INDICATED, ALL WINDOWS WILL BE STANDARD HEIGHT WINDOWS</p>	<p>SCALE 0 2 4 6 8 10 METRES</p>	<p>THE COLOURED FLOOR PLAN IS NOT INTENDED TO DEMARCATTE THE BOUNDARY OF THE FLAT</p>
--	--	----------------------------------	---





## BLOCK 132B 11TH STOREY FLOOR PLAN

<b>WINDOW LEGEND:</b> W1 - THREE QUARTER HEIGHT WINDOW (APPROX. 550mm HIGH PARAPET WALL)	UNLESS OTHERWISE INDICATED, ALL WINDOWS WILL BE STANDARD HEIGHT WINDOWS	<div data-bbox="1126 1374 1458 1417"> SCALE 0 2 4 6 8 10 METRES </div>	THE COLOURED FLOOR PLAN IS NOT INTENDED TO DEMARCATTE THE BOUNDARY OF THE FLAT
---	--	--	---





## BLOCK 132B 12TH STOREY FLOOR PLAN

<p><b>WINDOW LEGEND:</b></p> <p>W1 - THREE QUARTER HEIGHT WINDOW (APPROX. 550mm HIGH PARAPET WALL)</p>	<p>UNLESS OTHERWISE INDICATED, ALL WINDOWS WILL BE STANDARD HEIGHT WINDOWS</p>	<p>SCALE 0 2 4 6 8 10 METRES</p>	<p>THE COLOURED FLOOR PLAN IS NOT INTENDED TO DEMARCATTE THE BOUNDARY OF THE FLAT</p>
--	--	----------------------------------	---

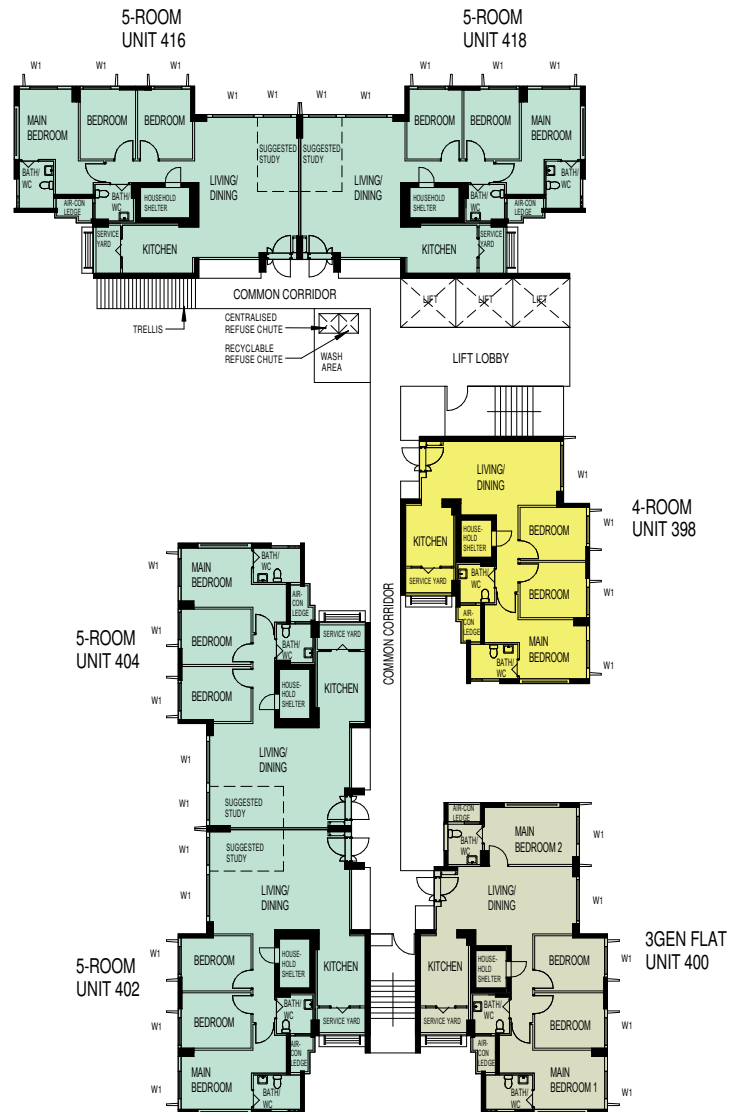




## BLOCK 132B 13TH STOREY FLOOR PLAN

<b>WINDOW LEGEND:</b> W1 - THREE QUARTER HEIGHT WINDOW (APPROX. 550mm HIGH PARAPET WALL)	UNLESS OTHERWISE INDICATED, ALL WINDOWS WILL BE STANDARD HEIGHT WINDOWS	<div data-bbox="1126 1370 1458 1410" data-label="Figure"> <p>SCALE 0 2 4 6 8 10 METRES</p> </div>	THE COLOURED FLOOR PLAN IS NOT INTENDED TO DEMARCATTE THE BOUNDARY OF THE FLAT





## BLOCK 132B 14TH STOREY FLOOR PLAN

<p><b>WINDOW LEGEND:</b></p> <p>W1 - THREE QUARTER HEIGHT WINDOW (APPROX. 550mm HIGH PARAPET WALL)</p>	<p>UNLESS OTHERWISE INDICATED, ALL WINDOWS WILL BE STANDARD HEIGHT WINDOWS</p>	<p>SCALE 0 2 4 6 8 10 METRES</p>	<p>THE COLOURED FLOOR PLAN IS NOT INTENDED TO DEMARCATTE THE BOUNDARY OF THE FLAT</p>
--	--	----------------------------------	---





## BLOCK 132C

### 3RD, 4TH, 7TH & 8TH STOREY FLOOR PLAN

<p><b>WINDOW LEGEND:</b></p> <p>W1 - THREE QUARTER HEIGHT WINDOW (APPROX. 550mm HIGH PARAPET WALL)</p>	<p>UNLESS OTHERWISE INDICATED, ALL WINDOWS WILL BE STANDARD HEIGHT WINDOWS</p>	<p>SCALE 0 2 4 6 8 10 METRES</p>	<p>THE COLOURED FLOOR PLAN IS NOT INTENDED TO DEMARCATTE THE BOUNDARY OF THE FLAT</p>
--	--	----------------------------------	---





## BLOCK 132C 5TH & 6TH STOREY FLOOR PLAN

<p><b>WINDOW LEGEND:</b></p> <p>W1 - THREE QUARTER HEIGHT WINDOW (APPROX. 550mm HIGH PARAPET WALL)</p>	<p>UNLESS OTHERWISE INDICATED, ALL WINDOWS WILL BE STANDARD HEIGHT WINDOWS</p>	<p>SCALE 0 2 4 6 8 10 METRES</p>	<p>THE COLOURED FLOOR PLAN IS NOT INTENDED TO DEMARCATTE THE BOUNDARY OF THE FLAT</p>
--	--	----------------------------------	---





## BLOCK 132C 9TH STOREY FLOOR PLAN

<p><b>WINDOW LEGEND:</b></p> <p>W1 - THREE QUARTER HEIGHT WINDOW (APPROX. 550mm HIGH PARAPET WALL)</p>	<p>UNLESS OTHERWISE INDICATED, ALL WINDOWS WILL BE STANDARD HEIGHT WINDOWS</p>	<p>SCALE 0 2 4 6 8 10 METRES</p>	<p>THE COLOURED FLOOR PLAN IS NOT INTENDED TO DEMARCATTE THE BOUNDARY OF THE FLAT</p>
--	--	----------------------------------	---





## BLOCK 132C 10TH STOREY FLOOR PLAN

<p><b>WINDOW LEGEND:</b></p> <p>W1 - THREE QUARTER HEIGHT WINDOW (APPROX. 550mm HIGH PARAPET WALL)</p>	<p>UNLESS OTHERWISE INDICATED, ALL WINDOWS WILL BE STANDARD HEIGHT WINDOWS</p>	<p>SCALE 0 2 4 6 8 10 METRES</p>	<p>THE COLOURED FLOOR PLAN IS NOT INTENDED TO DEMARCATTE THE BOUNDARY OF THE FLAT</p>
--	--	----------------------------------	---

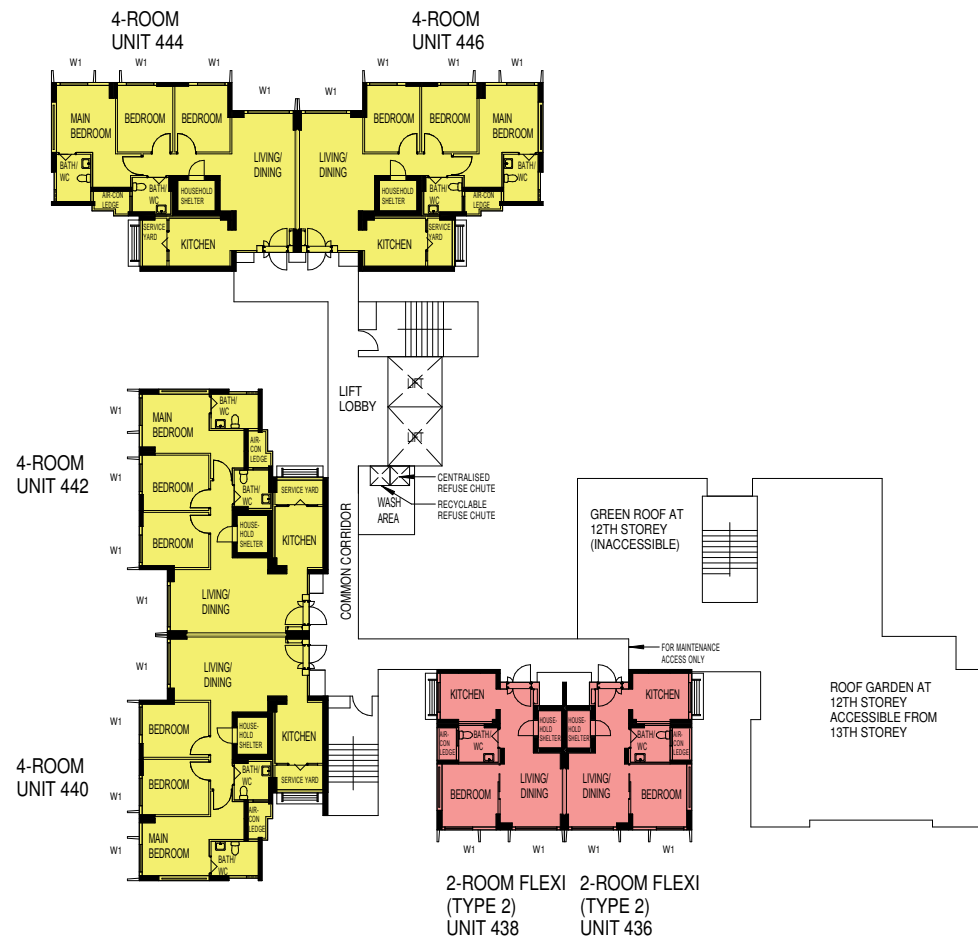




## BLOCK 132C 11TH STOREY FLOOR PLAN

<p><b>WINDOW LEGEND:</b></p> <p>W1 - THREE QUARTER HEIGHT WINDOW (APPROX. 550mm HIGH PARAPET WALL)</p>	<p>UNLESS OTHERWISE INDICATED, ALL WINDOWS WILL BE STANDARD HEIGHT WINDOWS</p>	<p>SCALE 0 2 4 6 8 10 METRES</p>	<p>THE COLOURED FLOOR PLAN IS NOT INTENDED TO DEMARCATTE THE BOUNDARY OF THE FLAT</p>
--	--	----------------------------------	---





## BLOCK 132C 12TH STOREY FLOOR PLAN

WINDOW LEGEND:	UNLESS OTHERWISE INDICATED, ALL WINDOWS WILL BE STANDARD HEIGHT WINDOWS		THE COLOURED FLOOR PLAN IS NOT INTENDED TO DEMARCATTE THE BOUNDARY OF THE FLAT
W1 - THREE QUARTER HEIGHT WINDOW (APPROX. 550mm HIGH PARAPET WALL)			
		<p>SCALE 0 2 4 6 8 10 METRES</p>	





## BLOCK 132C 13TH STOREY FLOOR PLAN

<p><b>WINDOW LEGEND:</b></p> <p>W1 - THREE QUARTER HEIGHT WINDOW (APPROX. 550mm HIGH PARAPET WALL)</p>	<p>UNLESS OTHERWISE INDICATED, ALL WINDOWS WILL BE STANDARD HEIGHT WINDOWS</p>	<p>SCALE 0 2 4 6 8 10 METRES</p>	<p>THE COLOURED FLOOR PLAN IS NOT INTENDED TO DEMARCATTE THE BOUNDARY OF THE FLAT</p>
--	--	----------------------------------	---





## BLOCK 132C 14TH STOREY FLOOR PLAN

<p><b>WINDOW LEGEND:</b></p> <p>W1 - THREE QUARTER HEIGHT WINDOW (APPROX. 550mm HIGH PARAPET WALL)</p>	<p>UNLESS OTHERWISE INDICATED, ALL WINDOWS WILL BE STANDARD HEIGHT WINDOWS</p>	<p>SCALE 0 2 4 6 8 10 METRES</p>	<p>THE COLOURED FLOOR PLAN IS NOT INTENDED TO DEMARCATTE THE BOUNDARY OF THE FLAT</p>
--	--	----------------------------------	---

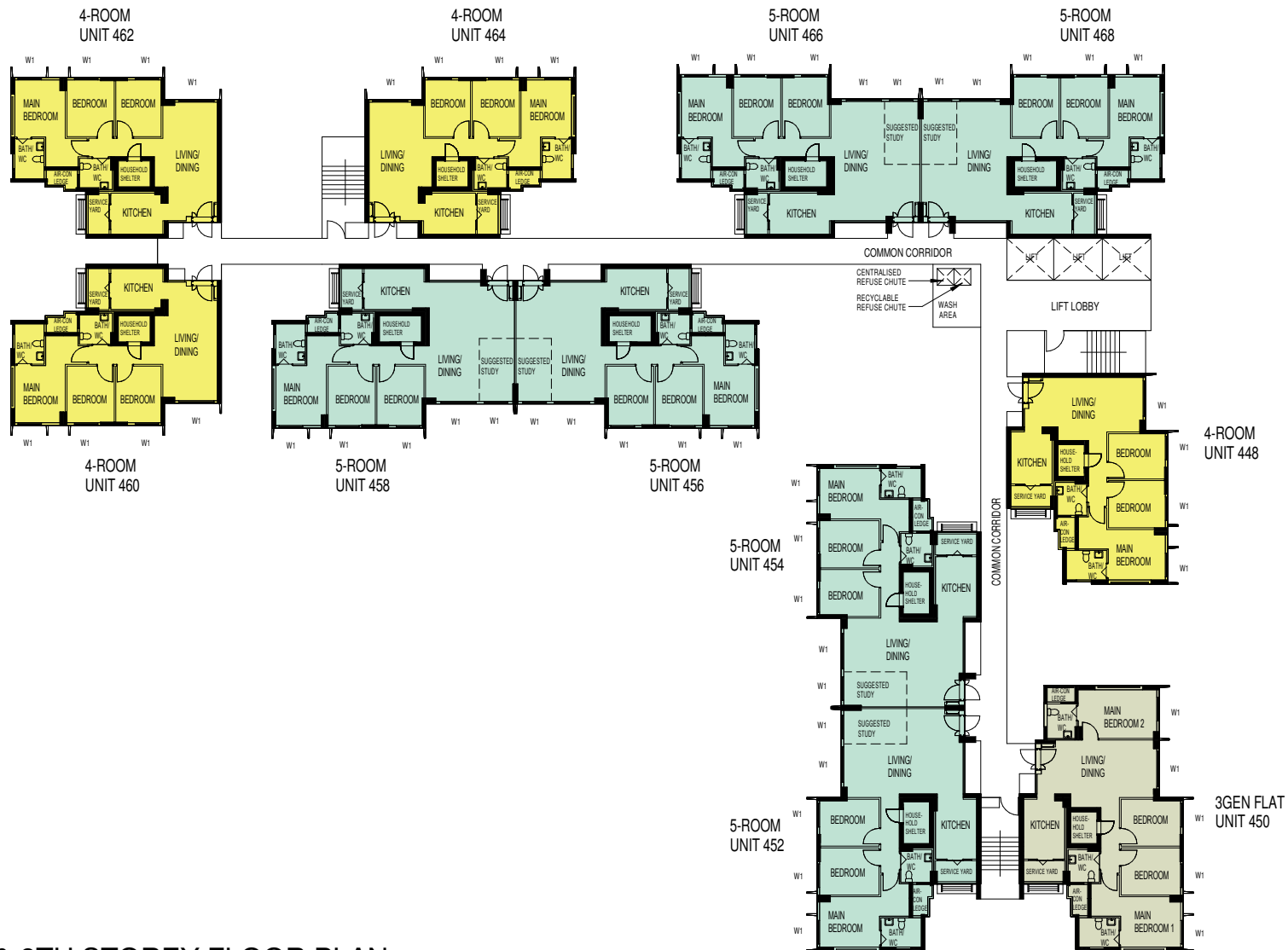




## BLOCK 133A 2ND STOREY FLOOR PLAN

<p><b>WINDOW LEGEND:</b></p> <p>W1 - THREE QUARTER HEIGHT WINDOW (APPROX. 550mm HIGH PARAPET WALL)</p>	<p>UNLESS OTHERWISE INDICATED, ALL WINDOWS WILL BE STANDARD HEIGHT WINDOWS</p>	<p>SCALE 0 2 4 6 8 10 METRES</p>	<p>THE COLOURED FLOOR PLAN IS NOT INTENDED TO DEMARCATTE THE BOUNDARY OF THE FLAT</p>
--	--	----------------------------------	---

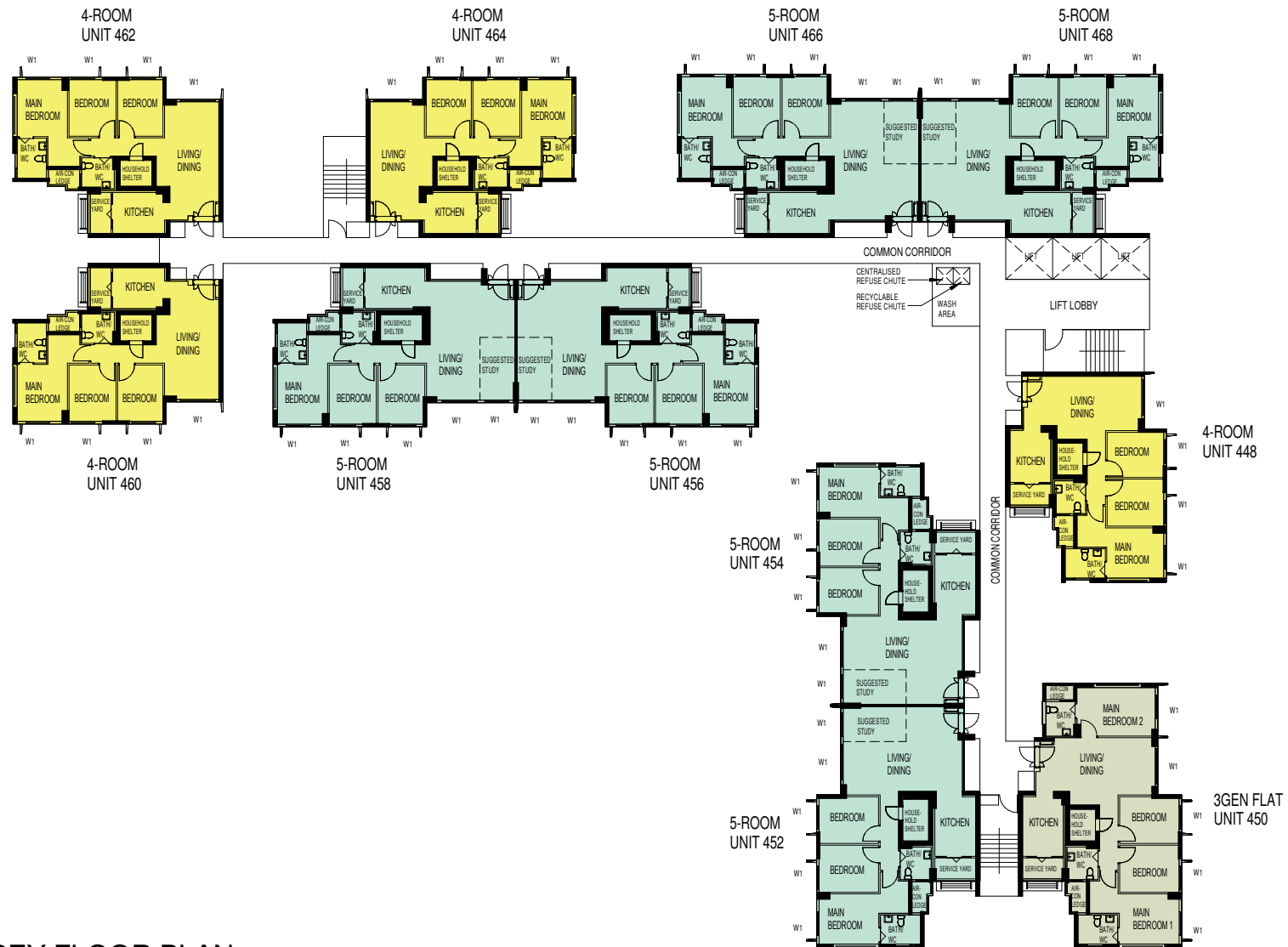




## BLOCK 133A 3RD, 4TH, 7TH & 8TH STOREY FLOOR PLAN

<p><b>WINDOW LEGEND:</b></p> <p>W1 - THREE QUARTER HEIGHT WINDOW (APPROX. 550mm HIGH PARAPET WALL)</p>	<p>UNLESS OTHERWISE INDICATED, ALL WINDOWS WILL BE STANDARD HEIGHT WINDOWS</p>	<p>SCALE 0 2 4 6 8 10 METRES</p>	<p>THE COLOURED FLOOR PLAN IS NOT INTENDED TO DEMARCATTE THE BOUNDARY OF THE FLAT</p>
--	--	----------------------------------	---

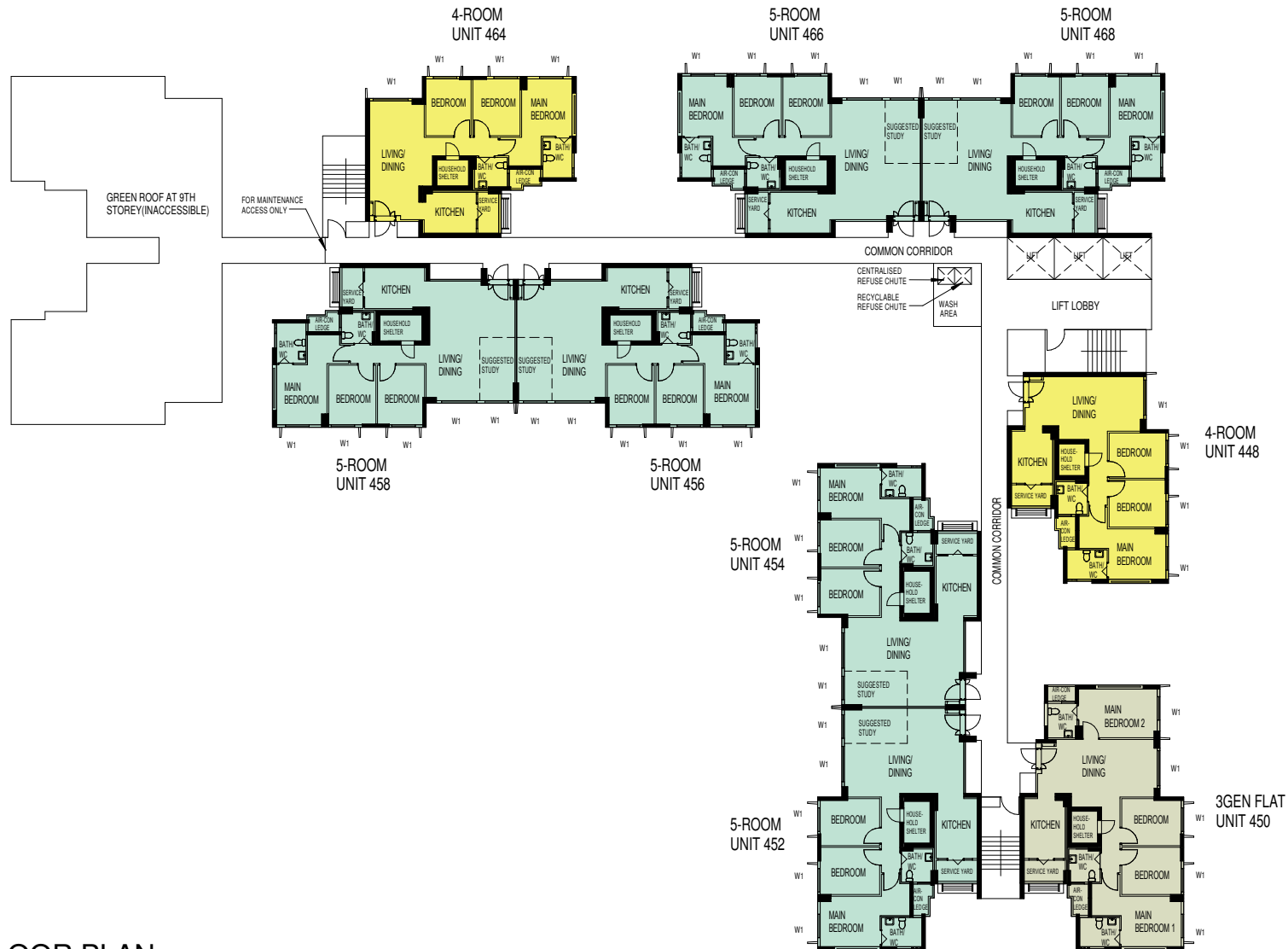




## BLOCK 133A 5TH & 6TH STOREY FLOOR PLAN

<p><b>WINDOW LEGEND:</b></p> <p>W1 - THREE QUARTER HEIGHT WINDOW (APPROX. 550mm HIGH PARAPET WALL)</p>	<p>UNLESS OTHERWISE INDICATED, ALL WINDOWS WILL BE STANDARD HEIGHT WINDOWS</p>	<p>SCALE 0 2 4 6 8 10 METRES</p>	<p>THE COLOURED FLOOR PLAN IS NOT INTENDED TO DEMARCATTE THE BOUNDARY OF THE FLAT</p>
--	--	----------------------------------	---

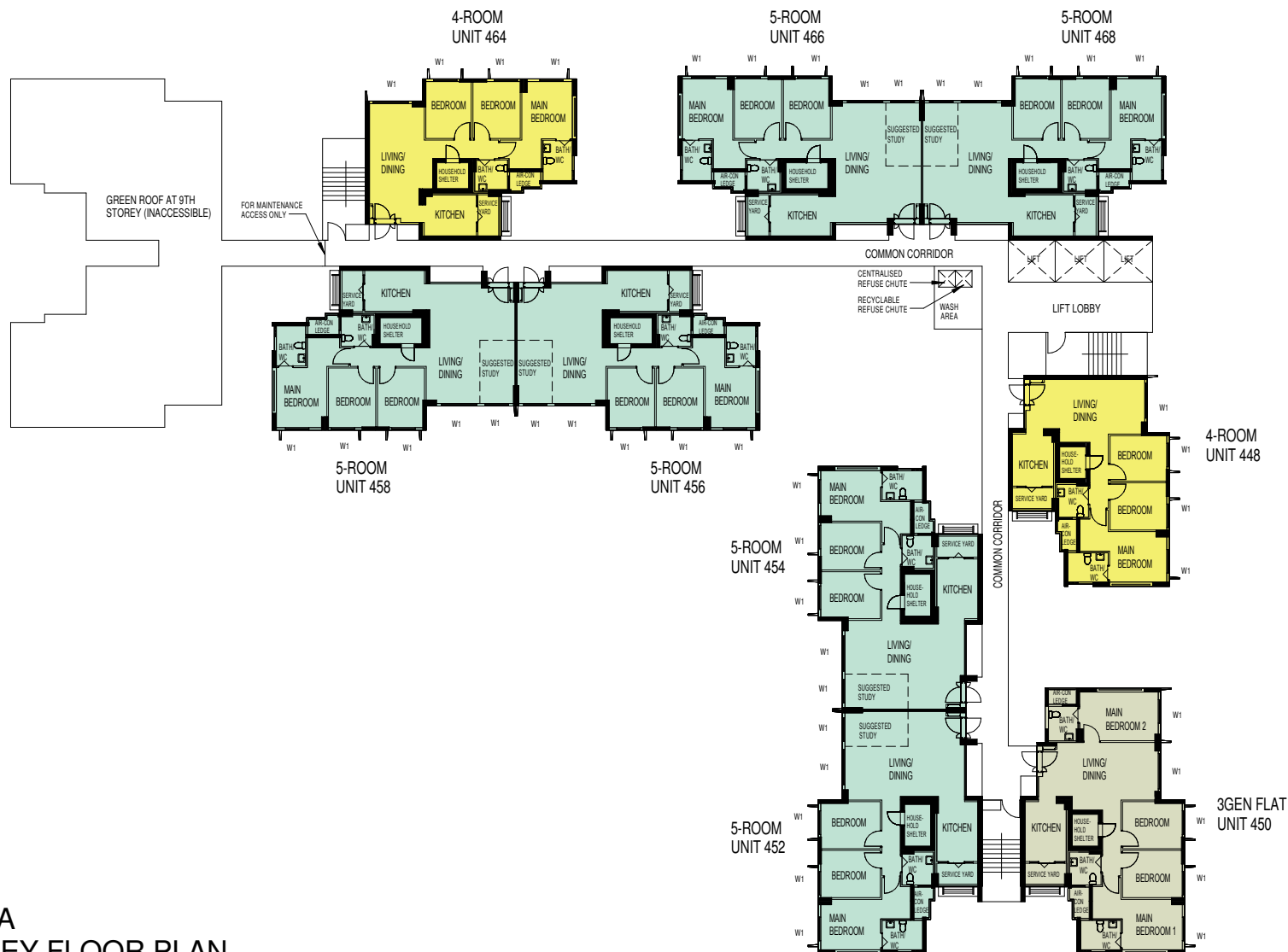




## BLOCK 133A 9TH STOREY FLOOR PLAN

<b>WINDOW LEGEND:</b> W1 - THREE QUARTER HEIGHT WINDOW (APPROX. 550mm HIGH PARAPET WALL)	UNLESS OTHERWISE INDICATED, ALL WINDOWS WILL BE STANDARD HEIGHT WINDOWS		THE COLOURED FLOOR PLAN IS NOT INTENDED TO DEMARCATTE THE BOUNDARY OF THE FLAT
		<p>SCALE 0 2 4 6 8 10 METRES</p>	

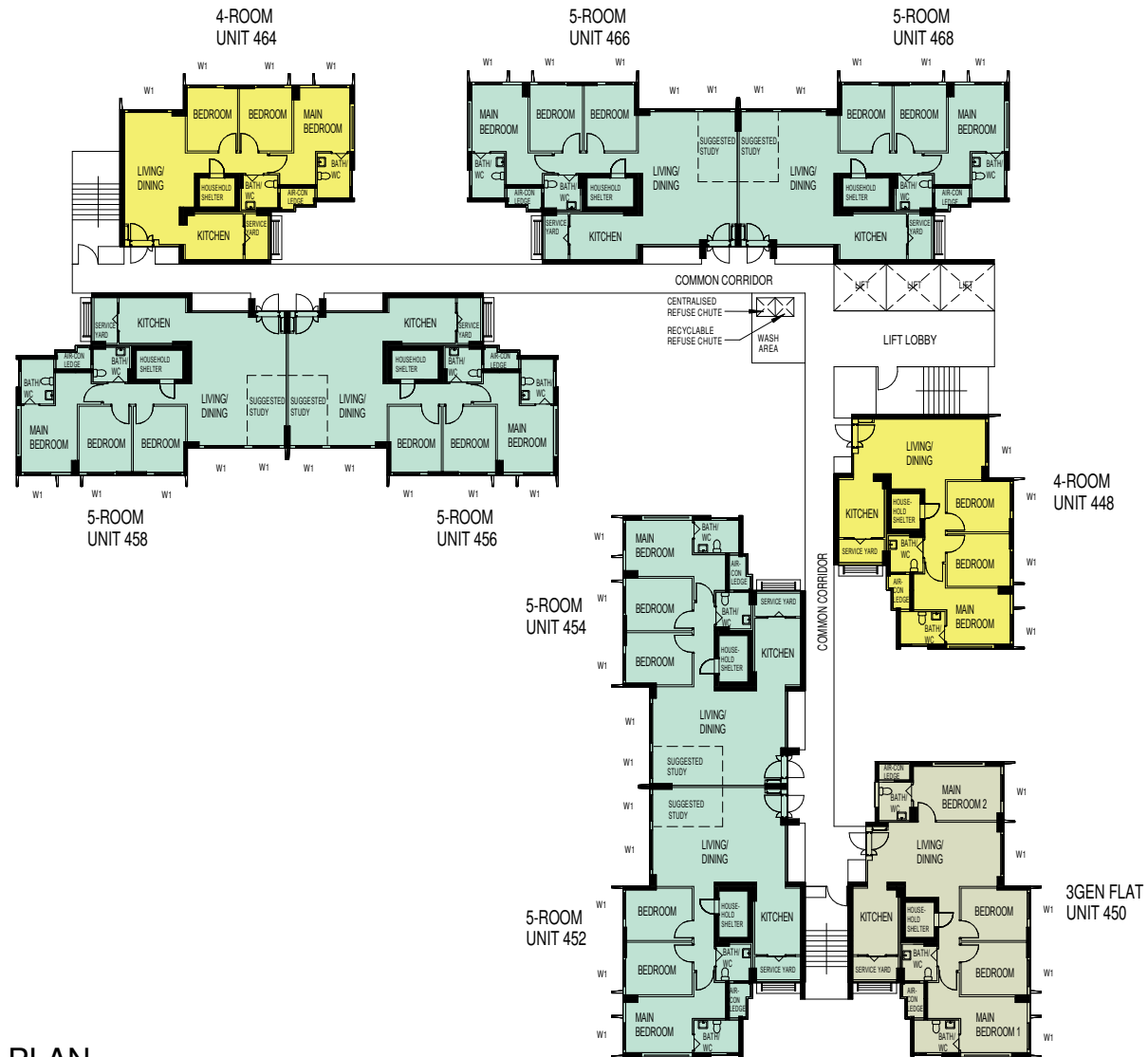




## BLOCK 133A 10TH STOREY FLOOR PLAN

<b>WINDOW LEGEND:</b> W1 - THREE QUARTER HEIGHT WINDOW (APPROX. 550mm HIGH PARAPET WALL)	UNLESS OTHERWISE INDICATED, ALL WINDOWS WILL BE STANDARD HEIGHT WINDOWS	<div data-bbox="1126 1369 1458 1417"> SCALE 0 2 4 6 8 10 METRES </div>	THE COLOURED FLOOR PLAN IS NOT INTENDED TO DEMARCATATE THE BOUNDARY OF THE FLAT

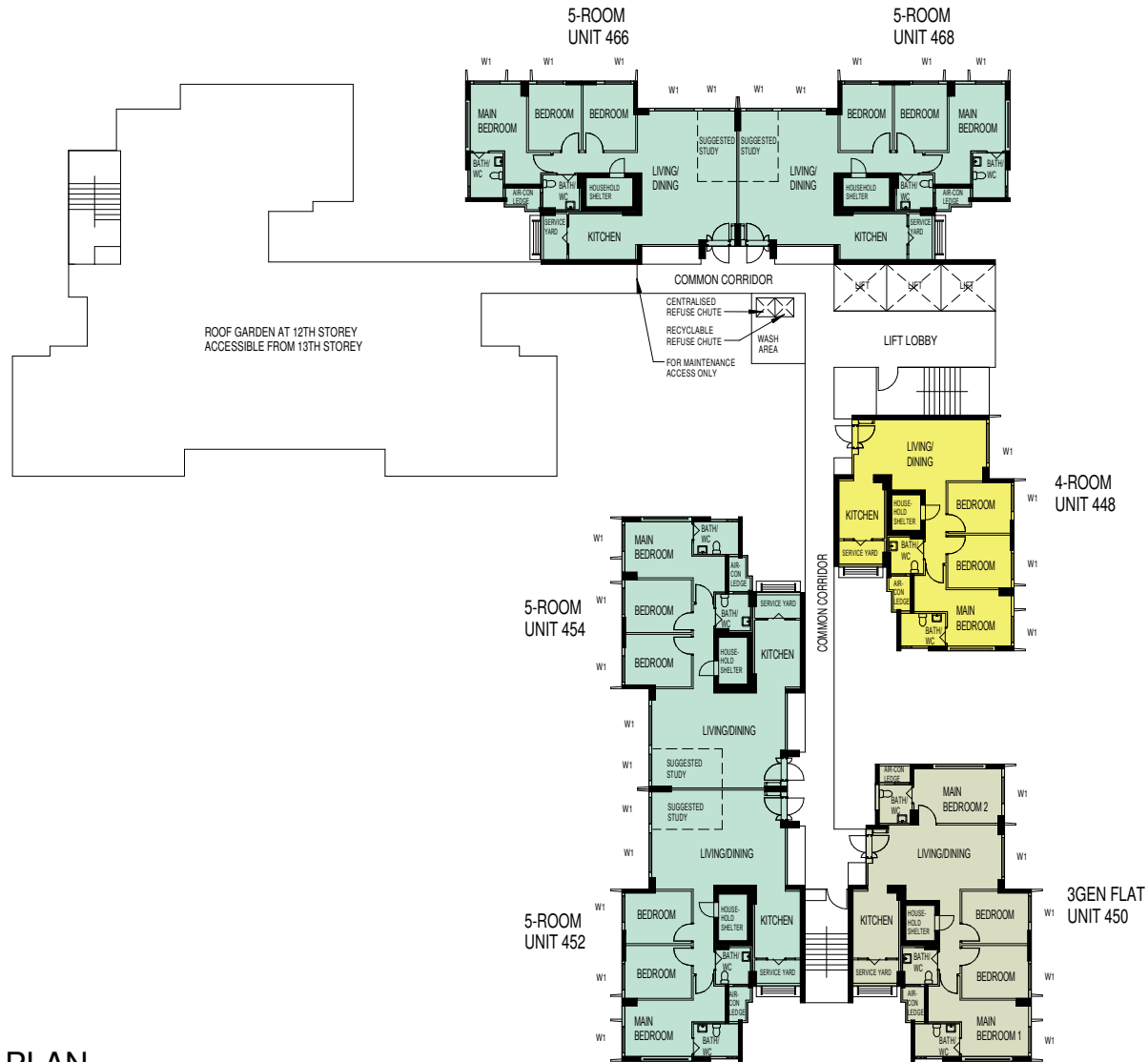




## BLOCK 133A 11TH STOREY FLOOR PLAN

<p><b>WINDOW LEGEND:</b></p> <p>W1 - THREE QUARTER HEIGHT WINDOW (APPROX. 550mm HIGH PARAPET WALL)</p>	<p>UNLESS OTHERWISE INDICATED, ALL WINDOWS WILL BE STANDARD HEIGHT WINDOWS</p>	<p>SCALE 0 2 4 6 8 10 METRES</p>	<p>THE COLOURED FLOOR PLAN IS NOT INTENDED TO DEMARCATTE THE BOUNDARY OF THE FLAT</p>
--	--	----------------------------------	---





## BLOCK 133A 12TH STOREY FLOOR PLAN

<p><b>WINDOW LEGEND:</b></p> <p>W1 - THREE QUARTER HEIGHT WINDOW (APPROX. 550mm HIGH PARAPET WALL)</p>	<p>UNLESS OTHERWISE INDICATED, ALL WINDOWS WILL BE STANDARD HEIGHT WINDOWS</p>	<p>SCALE 0 2 4 6 8 10 METRES</p>	<p>THE COLOURED FLOOR PLAN IS NOT INTENDED TO DEMARCATATE THE BOUNDARY OF THE FLAT</p>
--	--	----------------------------------	--

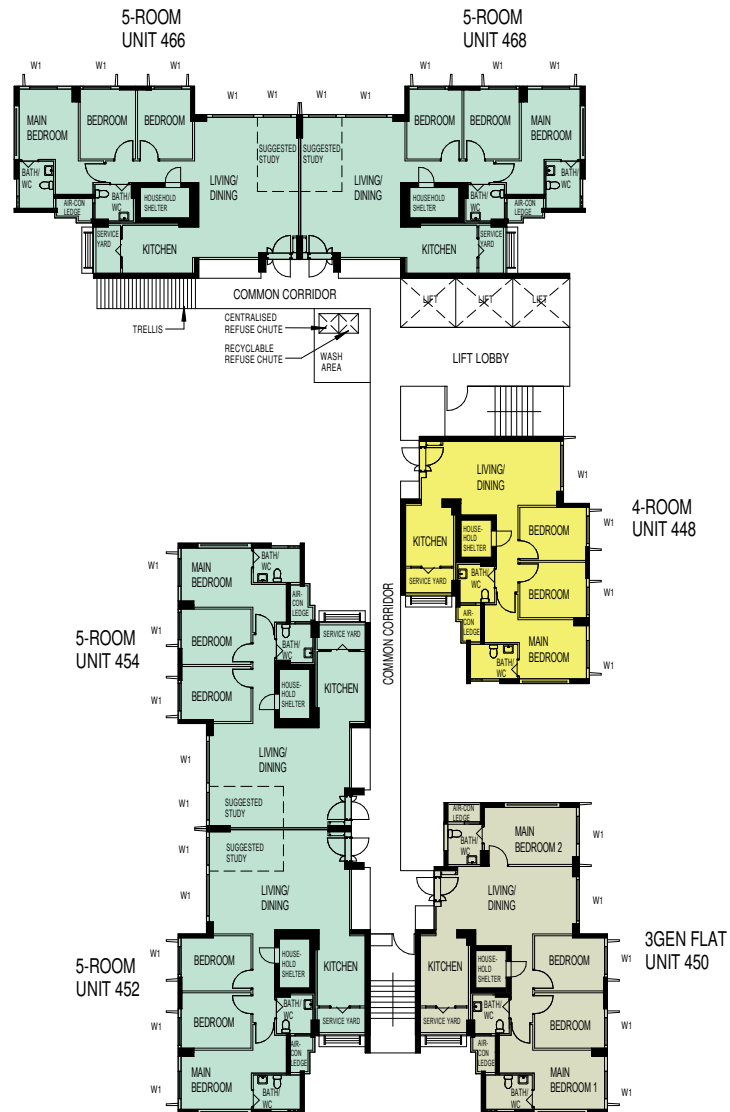




## BLOCK 133A 13TH STOREY FLOOR PLAN

<b>WINDOW LEGEND:</b> W1 - THREE QUARTER HEIGHT WINDOW (APPROX. 550mm HIGH PARAPET WALL)	UNLESS OTHERWISE INDICATED, ALL WINDOWS WILL BE STANDARD HEIGHT WINDOWS	<p>SCALE 0 2 4 6 8 10 METRES</p>	THE COLOURED FLOOR PLAN IS NOT INTENDED TO DEMARCATTE THE BOUNDARY OF THE FLAT
---	--	----------------------------------	---

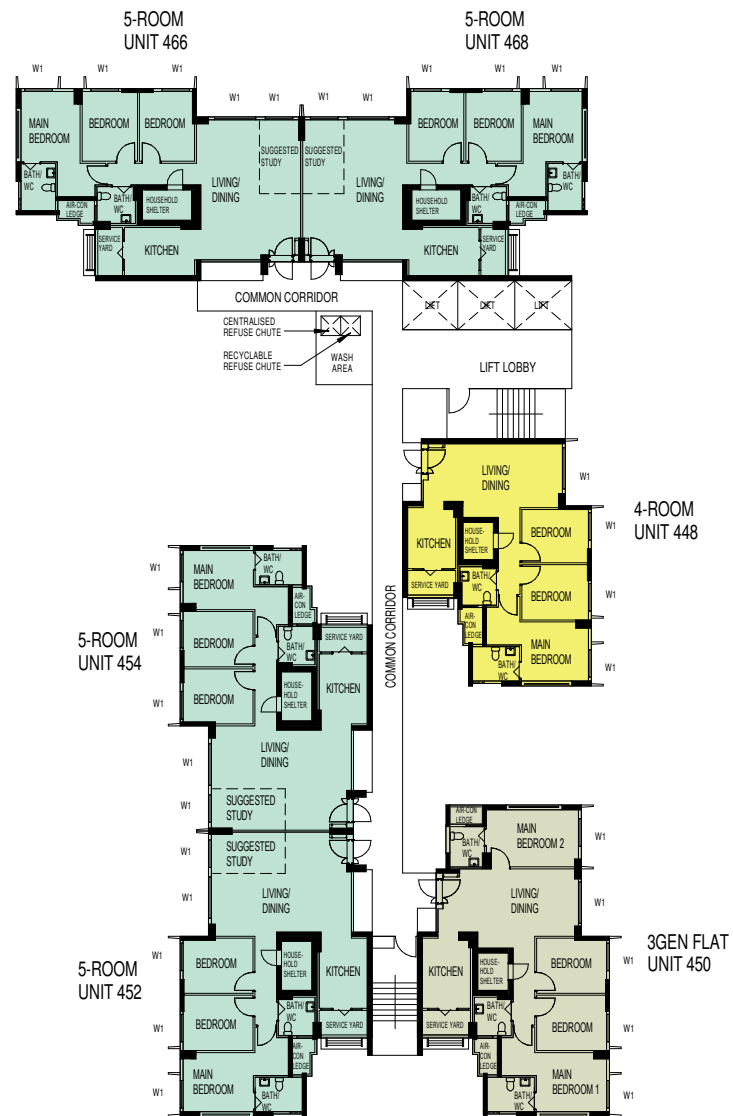




# BLOCK 133A 14TH STOREY FLOOR PLAN

<p><b>WINDOW LEGEND:</b></p> <p>W1 - THREE QUARTER HEIGHT WINDOW (APPROX. 550mm HIGH PARAPET WALL)</p>	<p>UNLESS OTHERWISE INDICATED, ALL WINDOWS WILL BE STANDARD HEIGHT WINDOWS</p>	<p>SCALE 0 2 4 6 8 10 METRES</p>	<p>THE COLOURED FLOOR PLAN IS NOT INTENDED TO DEMARCATTE THE BOUNDARY OF THE FLAT</p>
--	--	----------------------------------	---





## BLOCK 133A 15TH STOREY FLOOR PLAN

<p><b>WINDOW LEGEND:</b></p> <p>W1 - THREE QUARTER HEIGHT WINDOW (APPROX. 550mm HIGH PARAPET WALL)</p>	<p>UNLESS OTHERWISE INDICATED, ALL WINDOWS WILL BE STANDARD HEIGHT WINDOWS</p>	<p>SCALE 0 2 4 6 8 10 METRES</p>	<p>THE COLOURED FLOOR PLAN IS NOT INTENDED TO DEMARCATTE THE BOUNDARY OF THE FLAT</p>
--	--	----------------------------------	---

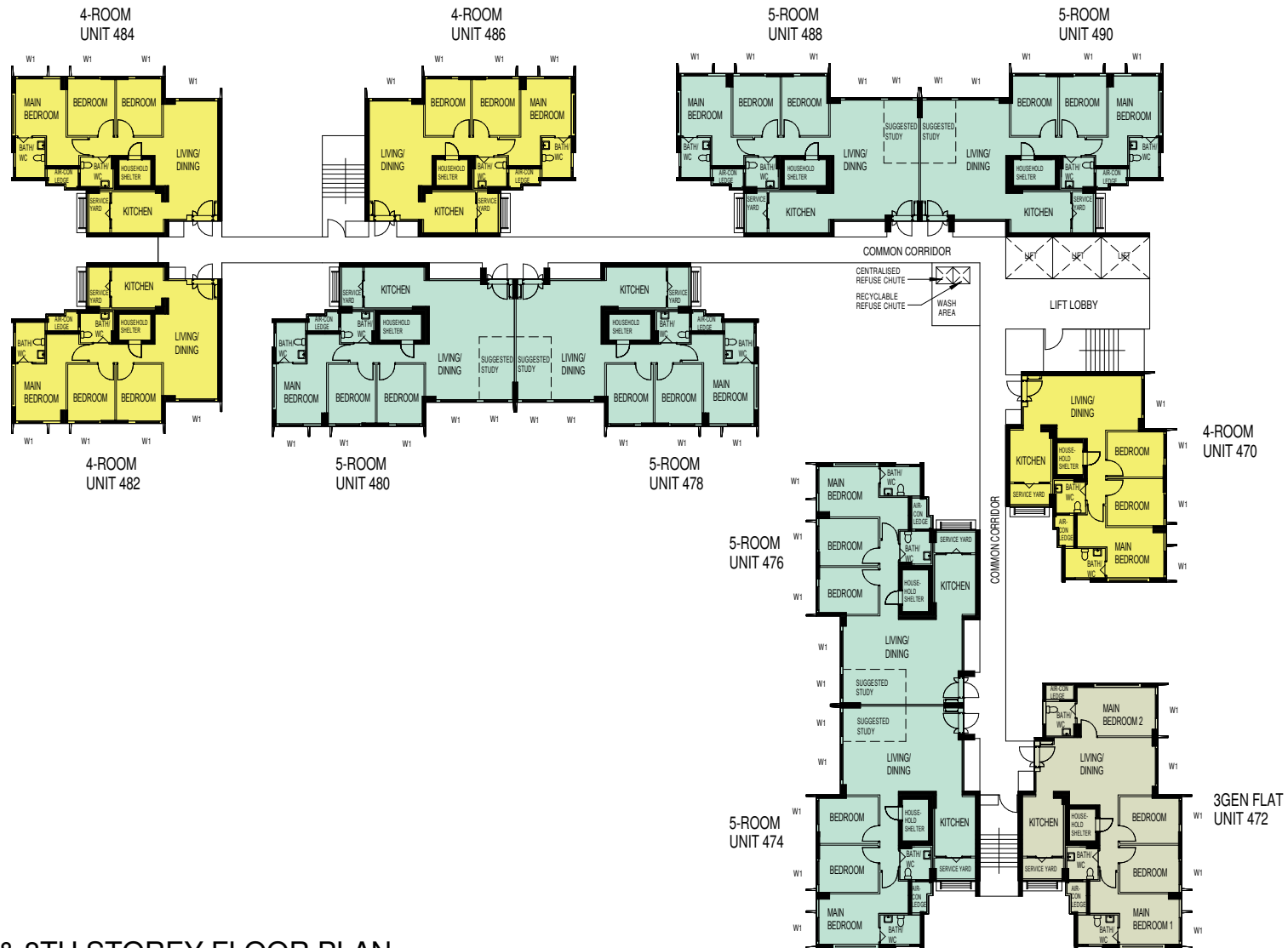




## BLOCK 133B 2ND STOREY FLOOR PLAN

<p><b>WINDOW LEGEND:</b></p> <p>W1 - THREE QUARTER HEIGHT WINDOW (APPROX. 550mm HIGH PARAPET WALL)</p>	<p>UNLESS OTHERWISE INDICATED, ALL WINDOWS WILL BE STANDARD HEIGHT WINDOWS</p>	<p>SCALE 0 2 4 6 8 10 METRES</p>	<p>THE COLOURED FLOOR PLAN IS NOT INTENDED TO DEMARCATTE THE BOUNDARY OF THE FLAT</p>



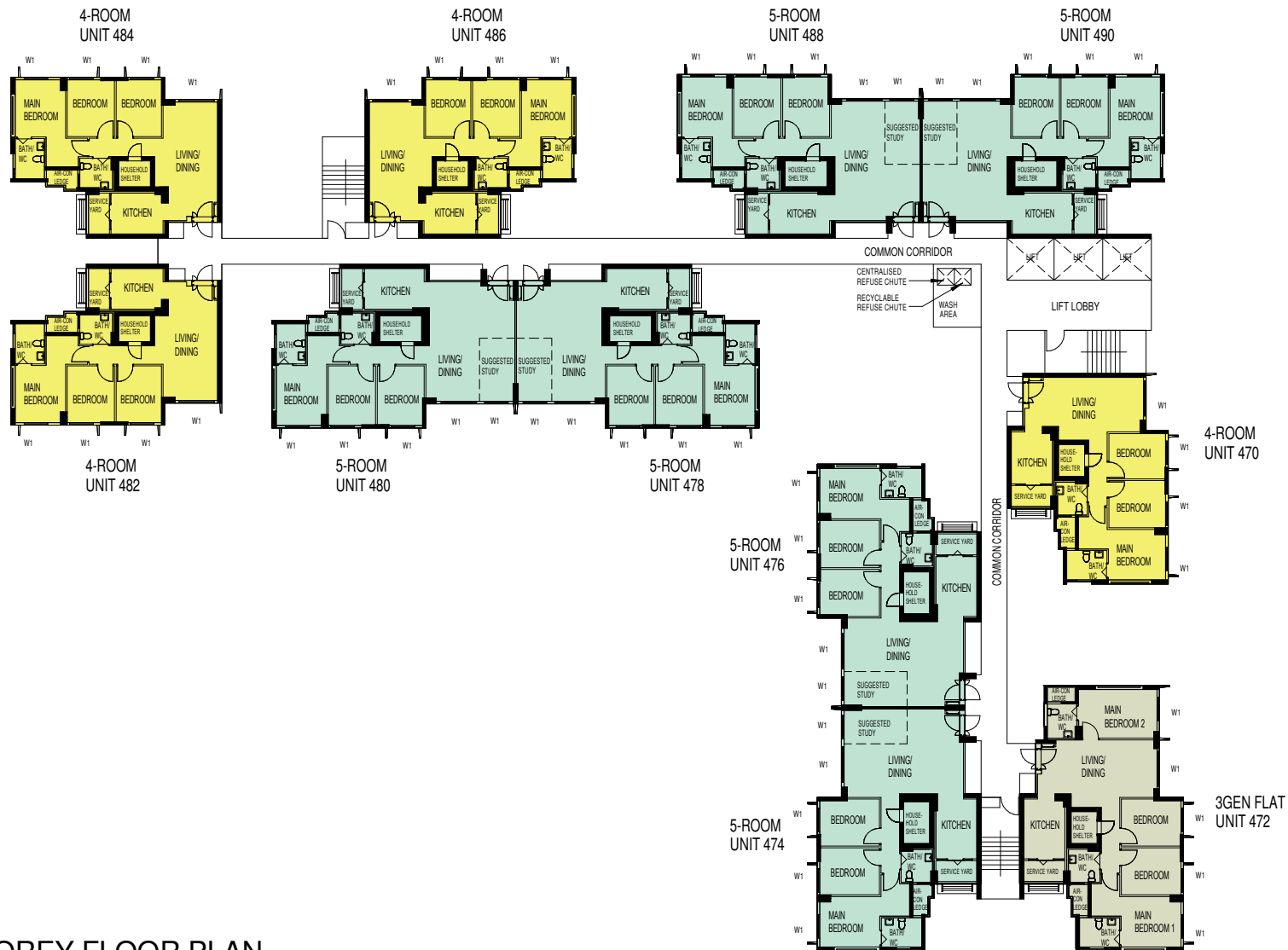


## BLOCK 133B

### 3RD, 4TH, 7TH & 8TH STOREY FLOOR PLAN

<p><b>WINDOW LEGEND:</b></p> <p>W1 - THREE QUARTER HEIGHT WINDOW (APPROX. 550mm HIGH PARAPET WALL)</p>	<p>UNLESS OTHERWISE INDICATED, ALL WINDOWS WILL BE STANDARD HEIGHT WINDOWS</p>	<p>SCALE 0 2 4 6 8 10 METRES</p>	<p>THE COLOURED FLOOR PLAN IS NOT INTENDED TO DEMARCATTE THE BOUNDARY OF THE FLAT</p>
--	--	----------------------------------	---

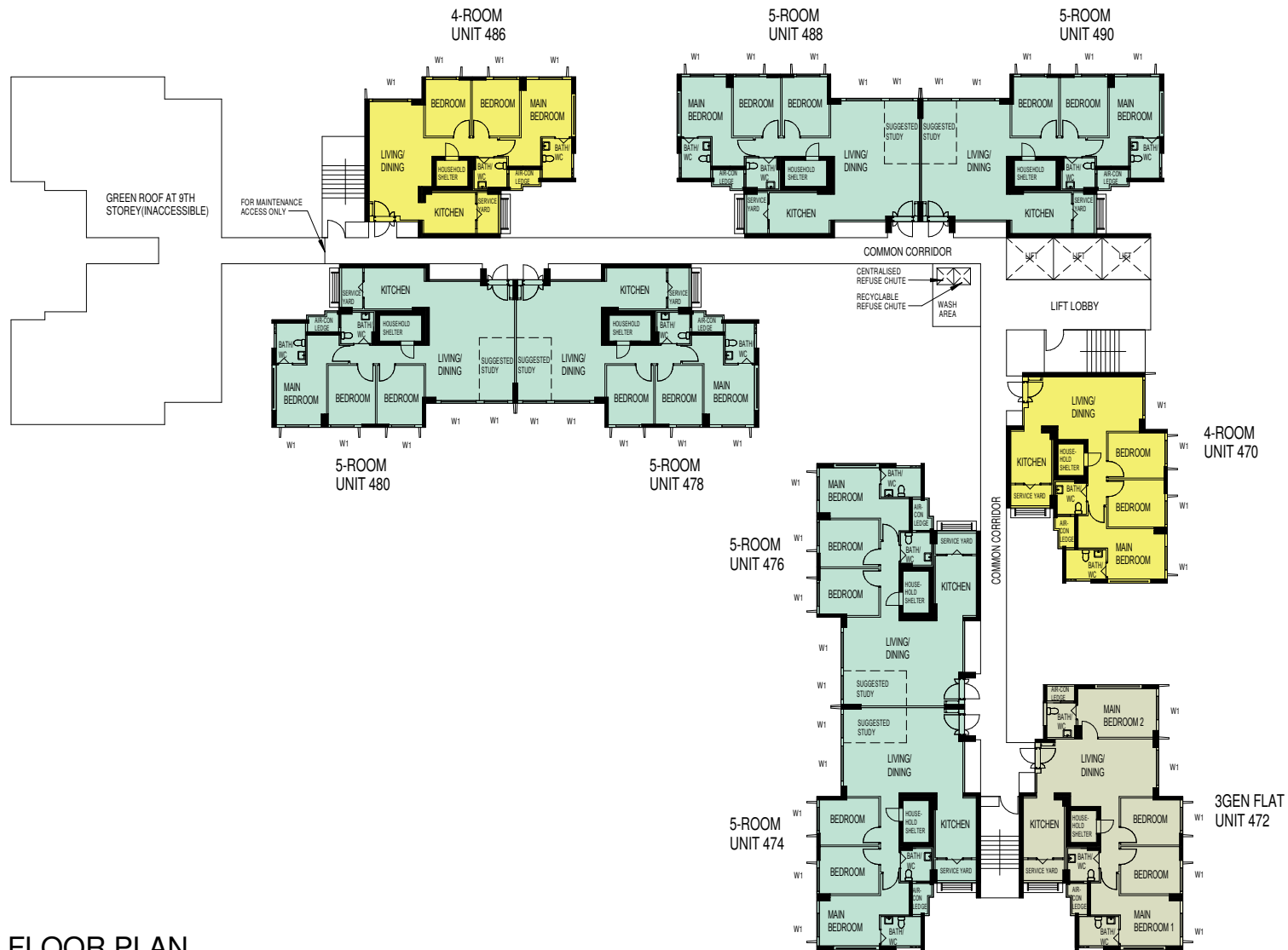




## BLOCK 133B 5TH & 6TH STOREY FLOOR PLAN

<p><b>WINDOW LEGEND:</b></p> <p>W1 - THREE QUARTER HEIGHT WINDOW (APPROX. 550mm HIGH PARAPET WALL)</p>	<p>UNLESS OTHERWISE INDICATED, ALL WINDOWS WILL BE STANDARD HEIGHT WINDOWS</p>	<p>SCALE 0 2 4 6 8 10 METRES</p>	<p>THE COLOURED FLOOR PLAN IS NOT INTENDED TO DEMARCATTE THE BOUNDARY OF THE FLAT</p>
--	--	----------------------------------	---

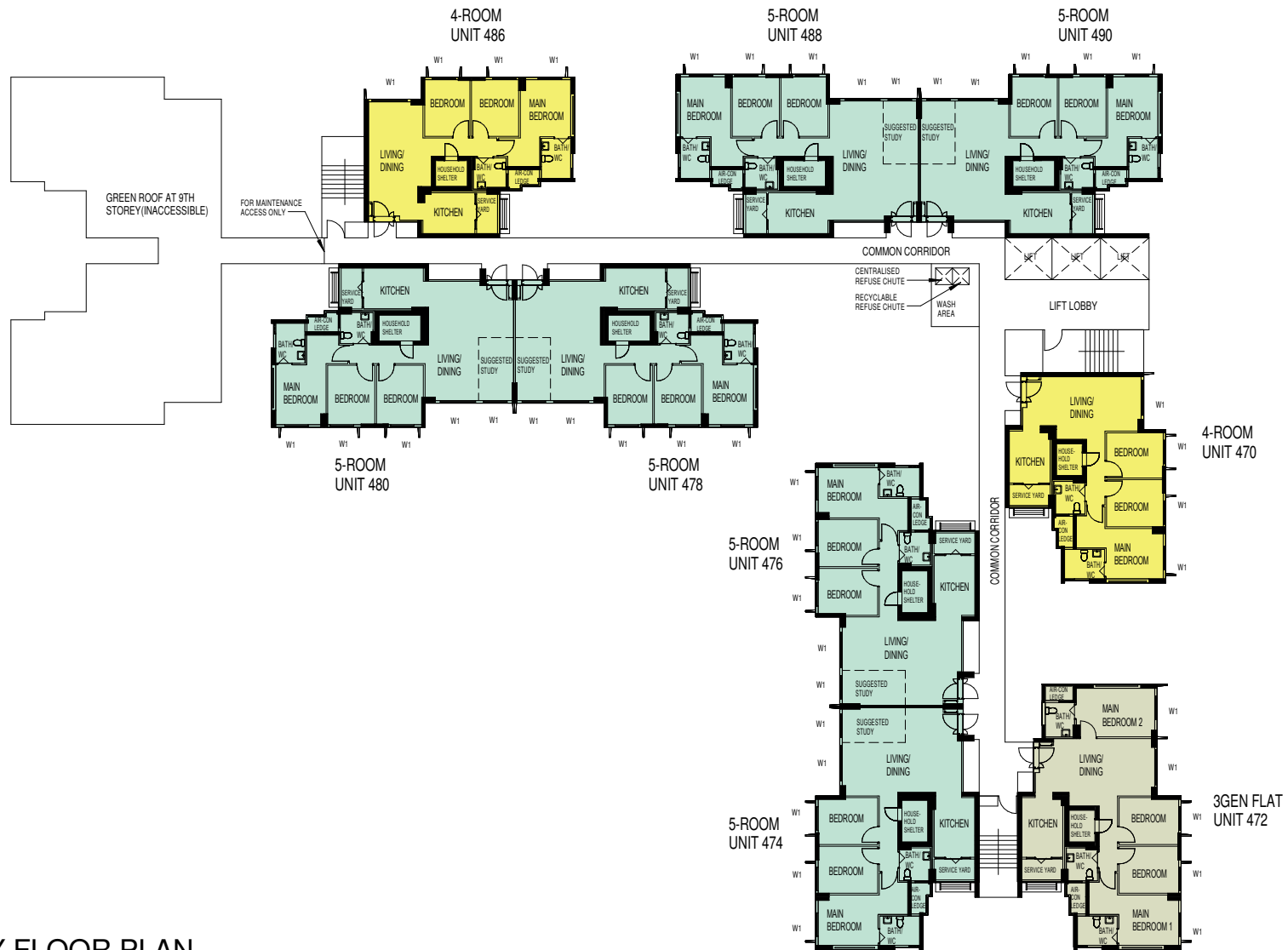




## BLOCK 133B 9TH STOREY FLOOR PLAN

<b>WINDOW LEGEND:</b> W1 - THREE QUARTER HEIGHT WINDOW (APPROX. 550mm HIGH PARAPET WALL)	UNLESS OTHERWISE INDICATED, ALL WINDOWS WILL BE STANDARD HEIGHT WINDOWS		THE COLOURED FLOOR PLAN IS NOT INTENDED TO DEMARCATTE THE BOUNDARY OF THE FLAT
		<p>SCALE 0 2 4 6 8 10 METRES</p>	





## BLOCK 133B 10TH STOREY FLOOR PLAN

<b>WINDOW LEGEND:</b>	<b>UNLESS OTHERWISE INDICATED,</b>		<b>THE COLOURED FLOOR PLAN IS NOT INTENDED TO</b>
<b>W1 - THREE QUARTER HEIGHT WINDOW (APPROX. 550mm HIGH PARAPET WALL)</b>	<b>ALL WINDOWS WILL BE STANDARD HEIGHT WINDOWS</b>		<b>DEMARCATTE THE BOUNDARY OF THE FLAT</b>
		<p>SCALE 0 2 4 6 8 10 METRES</p>	

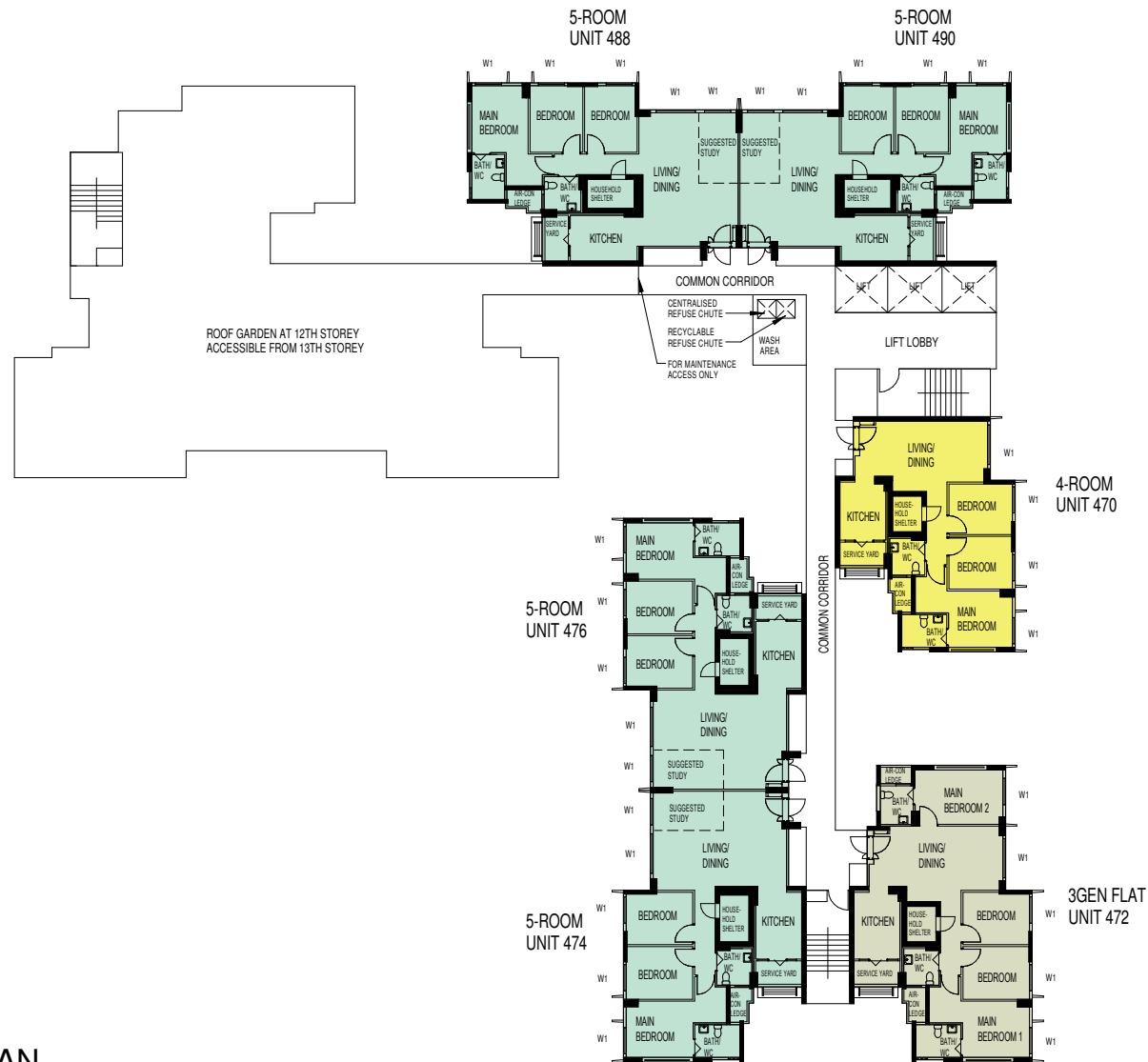




## BLOCK 133B 11TH STOREY FLOOR PLAN

<p><b>WINDOW LEGEND:</b></p> <p>W1 - THREE QUARTER HEIGHT WINDOW (APPROX. 550mm HIGH PARAPET WALL)</p>	<p>UNLESS OTHERWISE INDICATED, ALL WINDOWS WILL BE STANDARD HEIGHT WINDOWS</p>	<p>SCALE 0 2 4 6 8 10 METRES</p>	<p>THE COLOURED FLOOR PLAN IS NOT INTENDED TO DEMARCATATE THE BOUNDARY OF THE FLAT</p>
--	--	----------------------------------	--





## BLOCK 133B 12TH STOREY FLOOR PLAN

<b>WINDOW LEGEND:</b> W1 - THREE QUARTER HEIGHT WINDOW (APPROX. 550mm HIGH PARAPET WALL)	UNLESS OTHERWISE INDICATED, ALL WINDOWS WILL BE STANDARD HEIGHT WINDOWS	<div data-bbox="1126 1370 1458 1412"> SCALE 0 2 4 6 8 10 METRES </div>	THE COLOURED FLOOR PLAN IS NOT INTENDED TO DEMARCATTE THE BOUNDARY OF THE FLAT

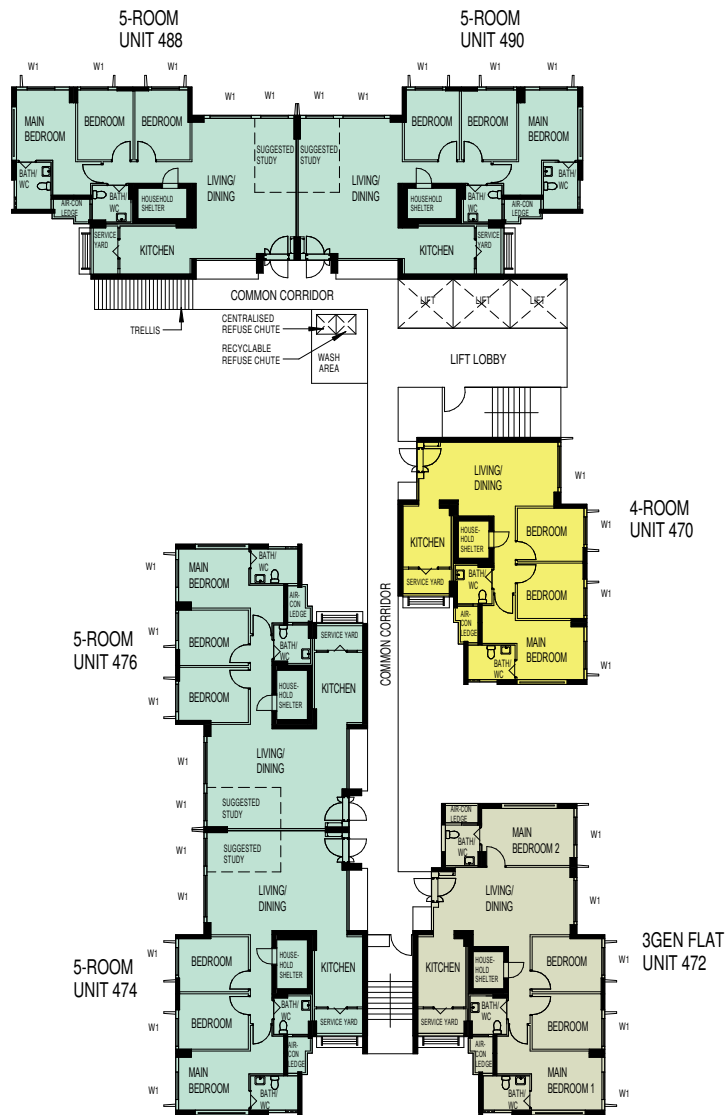




## BLOCK 133B 13TH STOREY FLOOR PLAN

<p><b>WINDOW LEGEND:</b></p> <p>W1 - THREE QUARTER HEIGHT WINDOW (APPROX. 550mm HIGH PARAPET WALL)</p>	<p>UNLESS OTHERWISE INDICATED, ALL WINDOWS WILL BE STANDARD HEIGHT WINDOWS</p>	<p>SCALE 0 2 4 6 8 10 METRES</p>	<p>THE COLOURED FLOOR PLAN IS NOT INTENDED TO DEMARCATTE THE BOUNDARY OF THE FLAT</p>
--	--	----------------------------------	---

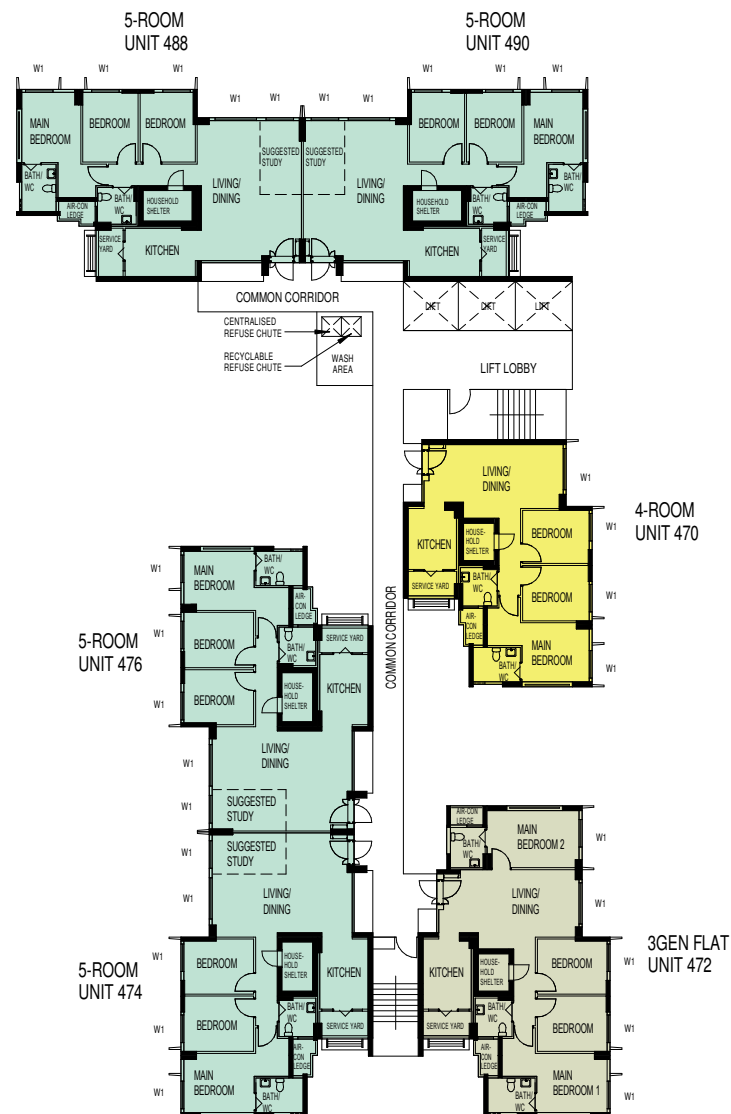




## BLOCK 133B 14TH STOREY FLOOR PLAN

<p><b>WINDOW LEGEND:</b></p> <p>W1 - THREE QUARTER HEIGHT WINDOW (APPROX. 550mm HIGH PARAPET WALL)</p>	<p>UNLESS OTHERWISE INDICATED, ALL WINDOWS WILL BE STANDARD HEIGHT WINDOWS</p>	<p>SCALE 0 2 4 6 8 10 METRES</p>	<p>THE COLOURED FLOOR PLAN IS NOT INTENDED TO DEMARCATTE THE BOUNDARY OF THE FLAT</p>
--	--	----------------------------------	---





## BLOCK 133B 15TH STOREY FLOOR PLAN

<p><b>WINDOW LEGEND:</b></p> <p>W1 - THREE QUARTER HEIGHT WINDOW (APPROX. 550mm HIGH PARAPET WALL)</p>	<p>UNLESS OTHERWISE INDICATED, ALL WINDOWS WILL BE STANDARD HEIGHT WINDOWS</p>	<p>SCALE 0 2 4 6 8 10 METRES</p>	<p>THE COLOURED FLOOR PLAN IS NOT INTENDED TO DEMARCATTE THE BOUNDARY OF THE FLAT</p>
--	--	----------------------------------	---





## BLOCK 133C

### 3RD, 4TH, 7TH & 8TH STOREY FLOOR PLAN

<p><b>WINDOW LEGEND:</b></p> <p>W1 - THREE QUARTER HEIGHT WINDOW (APPROX. 550mm HIGH PARAPET WALL)</p>	<p>UNLESS OTHERWISE INDICATED, ALL WINDOWS WILL BE STANDARD HEIGHT WINDOWS</p>	<p>SCALE 0 2 4 6 8 10 METRES</p>	<p>THE COLOURED FLOOR PLAN IS NOT INTENDED TO DEMARCATTE THE BOUNDARY OF THE FLAT</p>
--	--	----------------------------------	---





## BLOCK 133C

### 5TH & 6TH STOREY FLOOR PLAN

<p><b>WINDOW LEGEND:</b></p> <p>W1 - THREE QUARTER HEIGHT WINDOW (APPROX. 550mm HIGH PARAPET WALL)</p>	<p>UNLESS OTHERWISE INDICATED, ALL WINDOWS WILL BE STANDARD HEIGHT WINDOWS</p>	<p>SCALE 0 2 4 6 8 10 METRES</p>	<p>THE COLOURED FLOOR PLAN IS NOT INTENDED TO DEMARCATTE THE BOUNDARY OF THE FLAT</p>
--	--	----------------------------------	---





## BLOCK 133C 9TH STOREY FLOOR PLAN

<p><b>WINDOW LEGEND:</b></p> <p>W1 - THREE QUARTER HEIGHT WINDOW (APPROX. 550mm HIGH PARAPET WALL)</p>	<p>UNLESS OTHERWISE INDICATED, ALL WINDOWS WILL BE STANDARD HEIGHT WINDOWS</p>	<p>SCALE 0 2 4 6 8 10 METRES</p>	<p>THE COLOURED FLOOR PLAN IS NOT INTENDED TO DEMARCATATE THE BOUNDARY OF THE FLAT</p>
--	--	----------------------------------	--





## BLOCK 133C 10TH STOREY FLOOR PLAN

<p><b>WINDOW LEGEND:</b></p> <p>W1 - THREE QUARTER HEIGHT WINDOW (APPROX. 550mm HIGH PARAPET WALL)</p>	<p>UNLESS OTHERWISE INDICATED, ALL WINDOWS WILL BE STANDARD HEIGHT WINDOWS</p>	<p>SCALE 0 2 4 6 8 10 METRES</p>	<p>THE COLOURED FLOOR PLAN IS NOT INTENDED TO DEMARCATATE THE BOUNDARY OF THE FLAT</p>
--	--	----------------------------------	--





## BLOCK 133C 11TH STOREY FLOOR PLAN

<p><b>WINDOW LEGEND:</b></p> <p>W1 - THREE QUARTER HEIGHT WINDOW (APPROX. 550mm HIGH PARAPET WALL)</p>	<p>UNLESS OTHERWISE INDICATED, ALL WINDOWS WILL BE STANDARD HEIGHT WINDOWS</p>	<p>SCALE 0 2 4 6 8 10 METRES</p>	<p>THE COLOURED FLOOR PLAN IS NOT INTENDED TO DEMARCATTE THE BOUNDARY OF THE FLAT</p>
--	--	----------------------------------	---

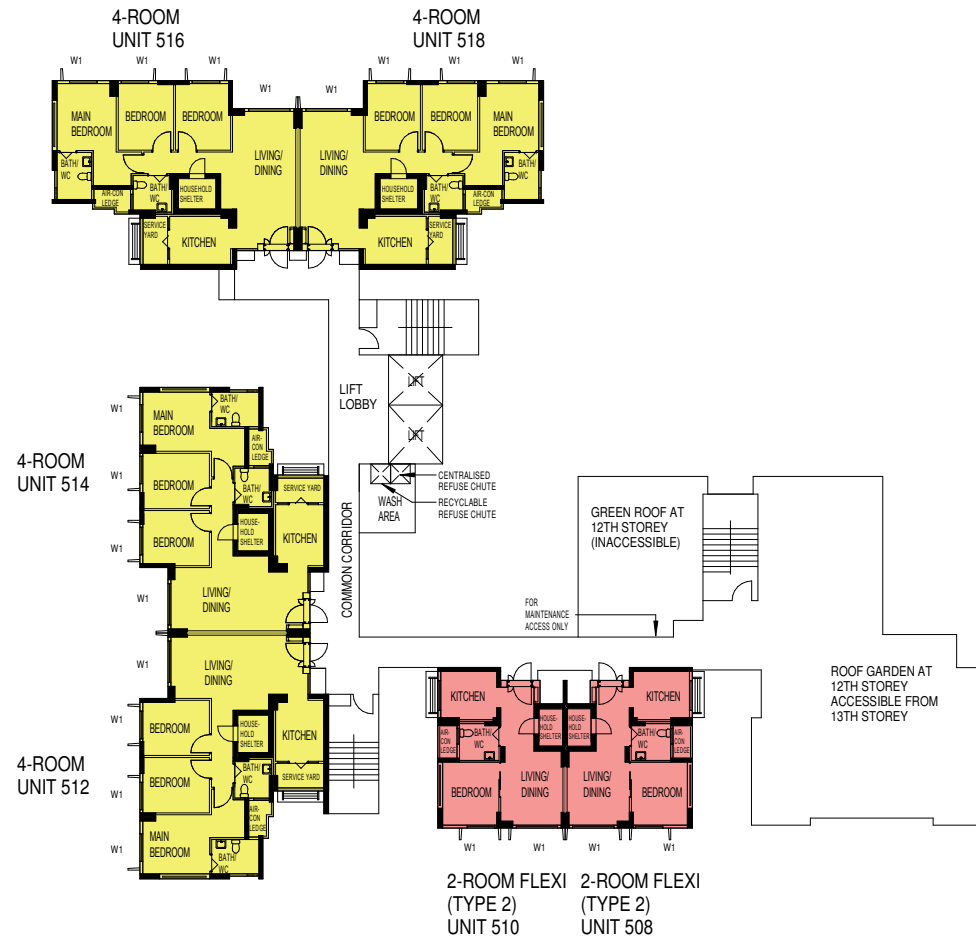




## BLOCK 133C 12TH STOREY FLOOR PLAN

<b>WINDOW LEGEND:</b>	UNLESS OTHERWISE INDICATED, ALL WINDOWS WILL BE STANDARD HEIGHT WINDOWS		THE COLOURED FLOOR PLAN IS NOT INTENDED TO DEMARCATTE THE BOUNDARY OF THE FLAT
W1 - THREE QUARTER HEIGHT WINDOW (APPROX. 550mm HIGH PARAPET WALL)		SCALE 0 2 4 6 8 10 METRES	





## BLOCK 133C 13TH STOREY FLOOR PLAN

<p><b>WINDOW LEGEND:</b></p> <p>W1 - THREE QUARTER HEIGHT WINDOW (APPROX. 550mm HIGH PARAPET WALL)</p>	<p>UNLESS OTHERWISE INDICATED, ALL WINDOWS WILL BE STANDARD HEIGHT WINDOWS</p>	<p>SCALE 0 2 4 6 8 10 METRES</p>	<p>THE COLOURED FLOOR PLAN IS NOT INTENDED TO DEMARCATTE THE BOUNDARY OF THE FLAT</p>
--	--	----------------------------------	---

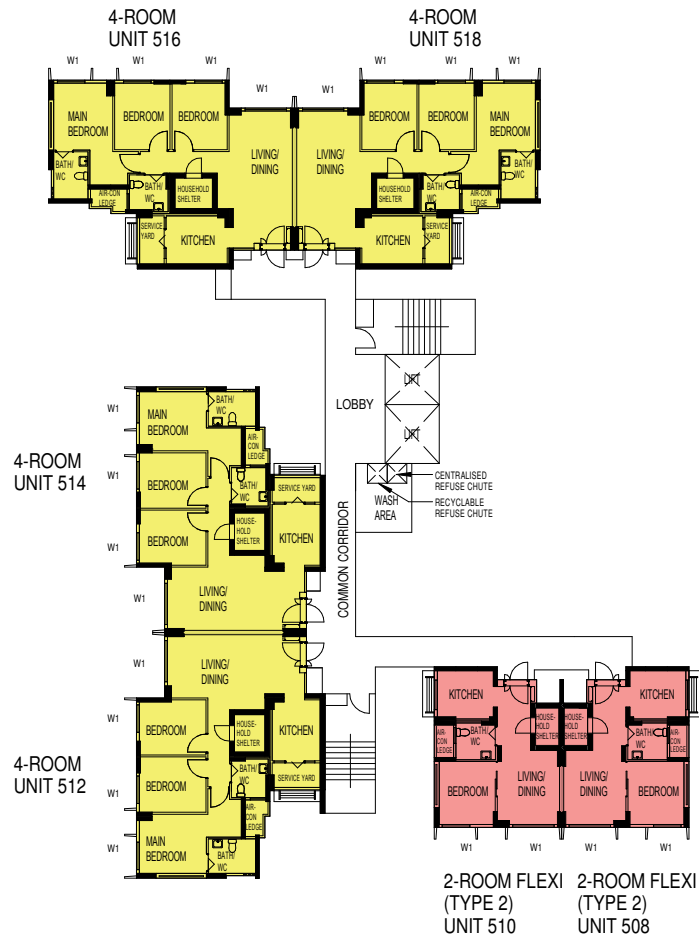




## BLOCK 133C 14TH STOREY FLOOR PLAN

WINDOW LEGEND:	UNLESS OTHERWISE INDICATED, ALL WINDOWS WILL BE STANDARD HEIGHT WINDOWS		THE COLOURED FLOOR PLAN IS NOT INTENDED TO DEMARCATTE THE BOUNDARY OF THE FLAT
W1 - THREE QUARTER HEIGHT WINDOW (APPROX. 550mm HIGH PARAPET WALL)			
		<p>SCALE 0 2 4 6 8 10 METRES</p>	





## BLOCK 133C 15TH STOREY FLOOR PLAN

<b>WINDOW LEGEND:</b>	<b>UNLESS OTHERWISE INDICATED,</b>		
W1 - THREE QUARTER HEIGHT WINDOW (APPROX. 550mm HIGH PARAPET WALL)	ALL WINDOWS WILL BE STANDARD HEIGHT WINDOWS		THE COLOURED FLOOR PLAN IS NOT INTENDED TO DEMARCATATE THE BOUNDARY OF THE FLAT
		<p>SCALE 0 2 4 6 8 10 METRES</p>	



## General Specifications For Plantation Grange

### For 2-room Flexi (short lease)

#### Foundation

Piled foundations.

#### Structure

Reinforced concrete structural framework with reinforced concrete slabs.

#### Roof

Reinforced concrete roof slab with precast concrete secondary roofing.

#### Walls

All external and internal walls are constructed with reinforced concrete/ precast panels/ drywall partition system/ precast lightweight concrete partitions.

#### Windows

Aluminium framed windows with tinted glass.

#### Doors

Entrance	: laminated timber door and metal gate
Bedroom	: laminated UPVC sliding partition/ door, where applicable
Bathroom/ WC	: laminated UPVC folding door
Household Shelter	: metal door

#### Finishes

Living/ Dining/ Bedroom Floor	: vinyl strip flooring with laminated UPVC skirting
Kitchen/ Bathroom/ WC/ Household Shelter Floor	: glazed porcelain tiles
Kitchen/ Bathroom/ WC Walls	: glazed porcelain tiles
Ceilings/ Other Walls	: skim coated or plastered and painted

#### Fittings

Quality Locksets  
Water Closet Suite  
Clothes Drying Rack  
Grab Bars  
Wash basin with tap mixer, bath/ shower mixer with shower set  
Built-in kitchen cabinets with induction hob and cooker hood, kitchen sink and dish drying rack (optional)  
Built-in Wardrobe (optional)  
Window Grilles (optional)  
Water Heater (optional)  
Lighting (optional)

#### Services

Gas services and concealed water supply pipes  
Exposed sanitary stacks at Air-con ledge  
Concealed electrical wiring to lighting and power points (including water heater and air-conditioning points)  
Television points  
Data points

#### Important Notes

- 1) The Household Shelter is designed for use as civil defence shelter. The walls, ceiling, floor and door of the Household Shelter shall not be hacked, drilled, altered or removed.
- 2) Laminated UPVC door frame shall be provided to all Bedroom and Bathroom/ WC door openings.
- 3) Any unused or unoccupied open spaces in front of or nearby/ adjacent to the flat units are not available for purchase and the HDB will not entertain any request from the flat owners to purchase and/ or enclose the unused or unoccupied open spaces.
- 4) The details of services in a flat, e.g. gas pipes, water pipes, sanitary stacks, electrical wiring, television points, data points, etc. are not indicated on the plans.

You are advised to visit HDB's website at [www.hdb.gov.sg](http://www.hdb.gov.sg) for information on renovation rules.



## General Specifications For Plantation Grange

For 2-room Flexi, 3-room, 4-room, 5-room & 3Gen

### Foundation

Piled foundations.

### Structure

Reinforced concrete structural framework with reinforced concrete slabs.

### Roof

Reinforced concrete roof slab with precast concrete secondary roofing.

### Walls

All external and internal walls are constructed with reinforced concrete/ precast panels/ drywall partition system/ precast lightweight concrete partitions.

### Windows

Aluminium framed windows with tinted glass.

### Doors

Entrance	: laminated timber door and metal gate
Bedroom	: laminated UPVC door
	: laminated UPVC sliding partition/ door for 2-room Flexi, where applicable
Bathroom/ WC	: laminated UPVC folding door
Household Shelter	: metal door
Service Yard	: aluminium framed door with glass

### Finishes

Living/ Dining Floor	: polished porcelain tiles with laminated UPVC skirting
Bedroom Floor	: vinyl strip flooring with laminated UPVC skirting
Living/ Dining/ Bedroom Floor	: vinyl strip flooring with laminated UPVC skirting for 2-room Flexi
Kitchen/ Bathroom/ WC	: glazed porcelain tiles
Household Shelter Floor	
Service Yard Floor	: glazed porcelain tiles with tile skirting
Kitchen/ Bathroom/ WC Walls	: glazed porcelain tiles
Ceilings/ Other Walls	: skim coated or plastered and painted

### Fittings

Quality Locksets  
Water Closet Suite  
Clothes Drying Rack  
Wash basin with tap mixer, bath/ shower mixer with shower set

### Services

Gas services and concealed water supply pipes  
Exposed sanitary stacks (which can be located at Service Yard and/ or Air-con ledge)  
Concealed electrical wiring to lighting and power points (including water heater and air-conditioning points)  
Television points  
Data points

### Important Notes

- 1) The Household Shelter is designed for use as civil defence shelter. The walls, ceiling, floor and door of the Household Shelter shall not be hacked, drilled, altered or removed.
- 2) Laminated UPVC door frame shall be provided to all Bedroom and Bathroom/ WC door openings.
- 3) Any unused or unoccupied open spaces in front of or nearby/ adjacent to the flat units are not available for purchase and the HDB will not entertain any request from the flat owners to purchase and/ or enclose the unused or unoccupied open spaces.
- 4) The details of services in a flat, e.g. gas pipes, water pipes, sanitary stacks, electrical wiring, television points, data points, etc. are not indicated on the plans.

You are advised to visit HDB's website at [www.hdb.gov.sg](http://www.hdb.gov.sg) for information on renovation rules.



# Disclaimer

- 1) HDB owns the copyright in all information, maps, and plans of this brochure.
- 2) The content provided in this brochure is not intended to form part of any offer or contract for the sale of the flats. They are provided for your general information only, and are not statements or representations of fact.
- 3) Visual representations, such as pictures, art renderings, depictions, illustrations, photographs, drawings, as well as other graphic representations and references, are only artistic impressions. They are provided for your general information only, and are not representations of fact.
- 4) The information on this project, including but not limited to the dimensions, areas, plans, colour schemes, descriptions, and specifications, are subject to change or review without notice at our sole discretion or if required by the relevant authorities.
- 5) We may at any time, without any notice and at our sole discretion, change any aspect of this project, including but not limited to the omission, amalgamation, increase, or reduction of amenities and facilities, colour schemes, design features, and specifications.
- 6) We will not entertain any request for alteration of the layout or specifications of a flat to suit individual needs.
- 7) While reasonable care has been taken in providing the information in this brochure, we do not warrant its accuracy. We shall not be responsible in any way for any damage or loss suffered by any person whether directly or indirectly as a result of reliance on the said information or as a result of any error or omission therein.
- 8) The floor areas shown are scaled strata areas and subject to final survey.
- 9) The surrounding land use, proposed facilities and their locations as shown in the maps and plans are indicative only and subject to change. They may include ancillary uses allowed under the Urban Redevelopment Authority's prevailing Development Control guidelines.
- 10) We reserve the right to use or allow the use of:
  - the void deck in any Apartment block,
  - Car park;
  - Common property (such as precinct pavilion); or
  - Standalone community building,for:
  - Future amenities/ facilities (such as child care centres, elderly-related facilities, education centres, residents' committee centres, and day activity centres);
  - Commercial facilities (such as shops and eating houses);
  - Mechanical and electrical rooms; and
  - Such other facilities as we deem fit.
- 11) This brochure does not and is not intended to provide full and complete information of the guidelines or requirements of the relevant authorities. You are advised to approach the relevant authorities directly for full information and details of these guidelines and requirements.





Copyright © Housing & Development Board  
All rights reserved. December 2019



# OPTIONAL COMPONENT SCHEME

The Optional Component Scheme (OCS) provides convenience for flat buyers, and is offered on an opt-in basis. The cost of the OCS items will be added to the selling price of the selected flat.

(Garden Vines @ Tengah, Plantation Grange, and Plantation Village)

## FOR ALL 2-ROOM FLEXI FLATS


The 2-room Flexi flats are available either on a 99-year lease or short-lease.

All 2-room Flexi flats come with:

- floor finishes in the living/ dining room, bedroom, kitchen, household shelter and bathroom
- wall tiles in the kitchen and bathroom
- sliding partition/ door for bedroom; folding bathroom door
- sanitary fittings, i.e. wash basin with tap mixer and shower set with bath/ shower mixer, and water closet suite



- Grab bars will be installed for all short-lease flats to assist elderly buyers in moving around the flats



**Details on the Optional Component Scheme (OCS) package for short-lease 2-room Flexi flats are in the next page.**

*Disclaimer: All displays and images shown here are strictly for reference only and are subject to change without notice. The displays and images shown here are conceptual and indicative only and the colour schemes, design, dimensions, type, tonal differences and specifications may differ from the actual fittings installed in the flat.*

November 2019 BTO



# OPTIONAL COMPONENT SCHEME (2-ROOM FLEXI FLATS)

## OCS PACKAGE (FOR SHORT-LEASE 2-ROOM FLEXI FLATS ONLY)

Elderly buyers of short-lease 2-room Flexi flats who wish to enjoy the convenience of having a flat in move-in condition can opt in for the following:

### ELDERLY FRIENDLY FITTINGS



- Built-in kitchen cabinets with induction hob and cooker hood, kitchen sink, tap and dish drying rack.



Here are some features of an induction hob:

- It does not produce an open flame
- Its cooking zone cools down faster
- It is easier to clean than a gas hob
- As it has a flat surface, pots placed on an induction hob are less likely to topple over.

With these features, the use of the induction hob would promote a safer and cleaner environment.

- Kitchen cabinets come with mobile cabinets to provide knee space (especially for wheelchair users)

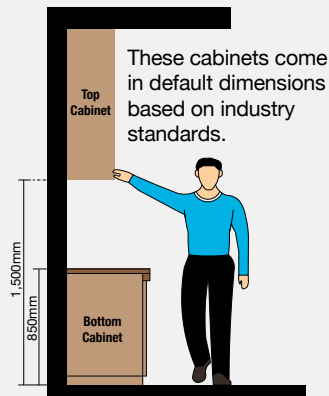


- Built-in bedroom wardrobe with a lower clothes hanging rod for easy reach

- An option to have a lower counter top height

#### Option A (Default):

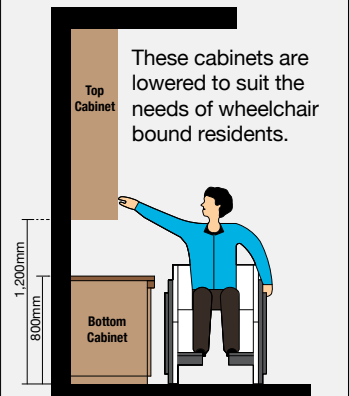
- Bottom Cabinet at 850mm height (from floor level)
- Top Cabinet at 1,500mm height (from floor level)



These cabinets come in default dimensions based on industry standards.

#### Option B:

- Bottom Cabinet at 800mm height (from floor level)
- Top Cabinet at 1,200mm height (from floor level)



These cabinets are lowered to suit the needs of wheelchair bound residents.

Note: This drawing is not drawn to scale. All dimensions are approximate only.


### OTHER FITTINGS



- Window grilles for safety and security



- Mirror



- Toilet roll holder



- Lighting



- Water heater

**The cost of this OCS package will be added to the selling price of the selected flat.**

*Disclaimer: All displays and images shown here are strictly for reference only and are subject to change without notice. The displays and images shown here are conceptual and indicative only and the colour schemes, design, dimensions, type, tonal differences and specifications may differ from the actual fittings installed in the flat.*

November 2019 BTO